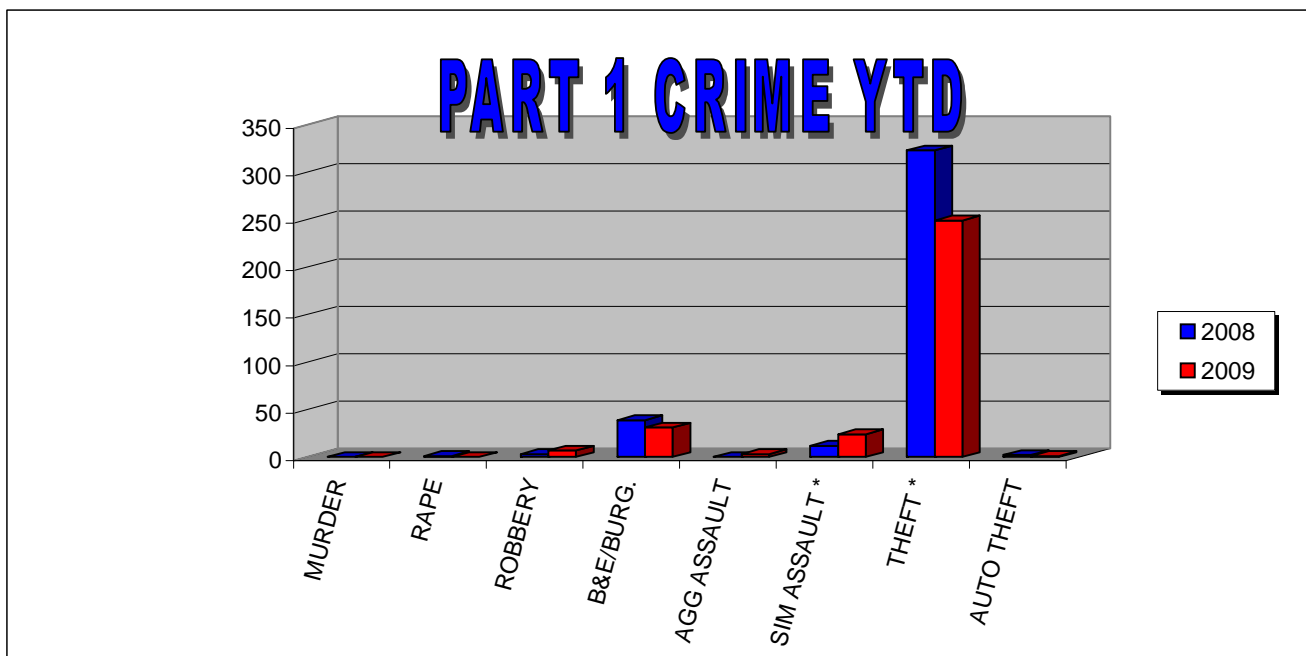


**POLICE SERVICES**

**CRIME STATISTICS FOR SEPTEMBER**

**UPTOWN**

| OFFENSES<br>PART 1 | THIS MONTH<br>2008 | THIS MONTH<br>2009 | YTD<br>2008 | YTD<br>2009 | %              |
|--------------------|--------------------|--------------------|-------------|-------------|----------------|
| MURDER             | 0                  | 0                  | 0           | 0           | N/C            |
| RAPE               | 0                  | 0                  | 1           | 0           | N/C            |
| ROBBERY            | 0                  | 0                  | 3           | 7           | 133.33%        |
| B&E/BURG.          | 3                  | 2                  | 39          | 31          | -20.51%        |
| AGG ASSAULT        | 0                  | 0                  | 0           | 3           | N/C            |
| SIM ASSAULT *      | 1                  | 3                  | 12          | 24          | 100.00%        |
| THEFT *            | 33                 | 33                 | 323         | 249         | -22.91%        |
| AUTO THEFT         | 2                  | 0                  | 2           | 1           | -50.00%        |
| ARSON              | 0                  | 0                  | 0           | 1           | N/C            |
| <b>TOTAL</b>       | <b>39</b>          | <b>38</b>          | <b>380</b>  | <b>316</b>  | <b>-16.84%</b> |
| <b>PART 2 *</b>    | 10                 | 41                 | 245         | 282         | 15.10%         |
| Alcohol Arrest     | 0                  | 3                  | 20          | 32          | 15.10%         |
| Drug Arrest        | 0                  | 7                  | 31          | 30          | 15.10%         |
| Weapon Arrest      | 0                  | 0                  | 0           | 2           | N/C            |



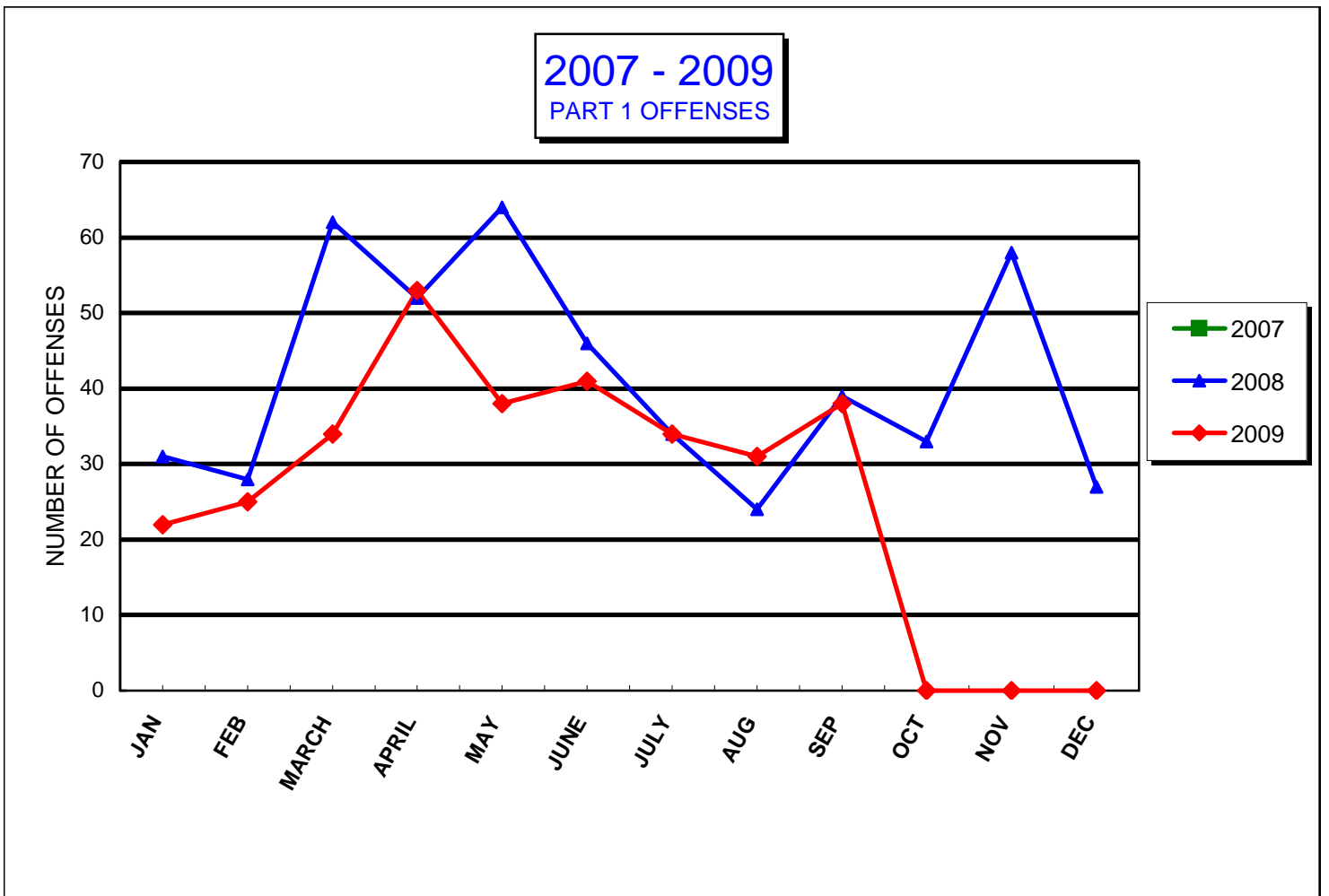
\* Crimes not reported to Student Right to Know

**POLICE SERVICES**

**PART 1 OFFENSES**

**UPTOWN**

|      | JAN | FEB | MARCH | APRIL | MAY | JUNE | JULY | AUG | SEP | OCT | NOV | DEC | TOTAL |
|------|-----|-----|-------|-------|-----|------|------|-----|-----|-----|-----|-----|-------|
| 2007 |     |     |       |       |     |      |      |     |     |     |     |     |       |
| 2008 | 31  | 28  | 62    | 52    | 64  | 46   | 34   | 24  | 39  | 33  | 58  | 27  | 498   |
| 2009 | 22  | 25  | 34    | 53    | 38  | 41   | 34   | 31  | 38  |     |     |     | 316   |

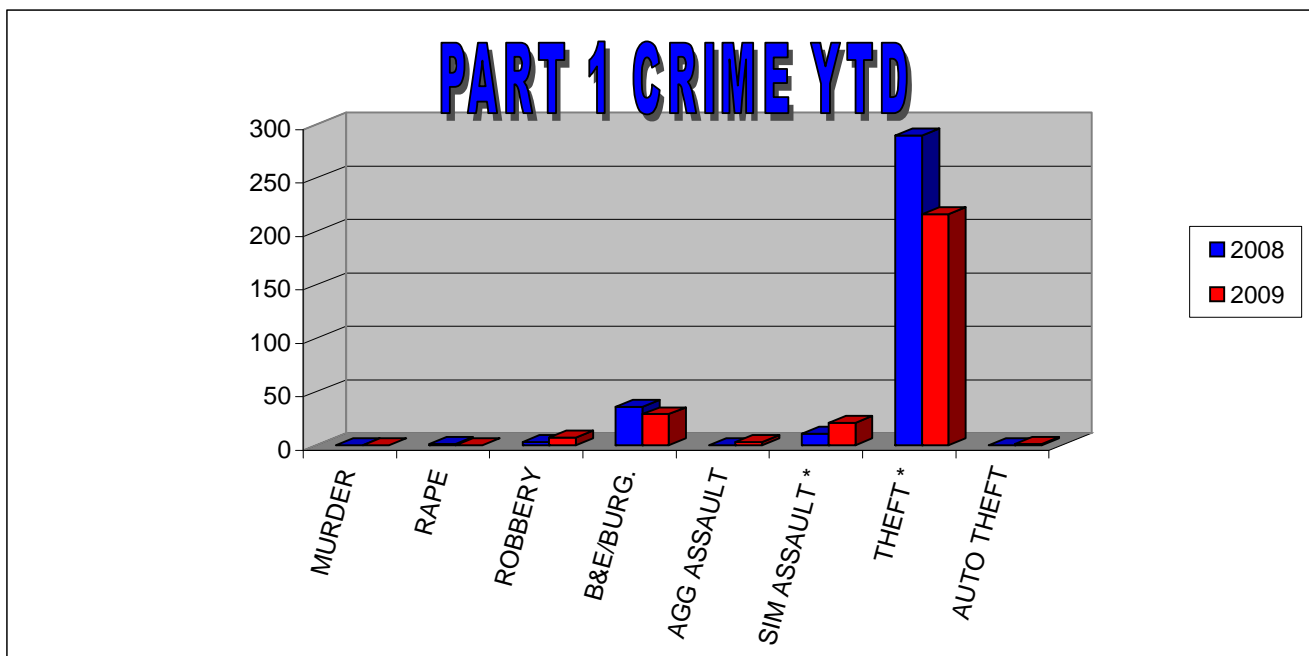


**POLICE SERVICES**

**CRIME STATISTICS FOR AUGUST**

**UPTOWN**

| OFFENSES<br>PART 1 | THIS MONTH<br>2008 | THIS MONTH<br>2009 | YTD<br>2008 | YTD<br>2009 | %              |
|--------------------|--------------------|--------------------|-------------|-------------|----------------|
| MURDER             | 0                  | 0                  | 0           | 0           | N/C            |
| RAPE               | 0                  | 0                  | 1           | 0           | N/C            |
| ROBBERY            | 0                  | 2                  | 3           | 7           | 133.33%        |
| B&E/BURG.          | 1                  | 2                  | 36          | 29          | -19.44%        |
| AGG ASSAULT        | 0                  | 0                  | 0           | 3           | N/C            |
| SIM ASSAULT *      | 1                  | 4                  | 11          | 21          | 90.91%         |
| THEFT *            | 22                 | 23                 | 290         | 216         | -25.52%        |
| AUTO THEFT         | 0                  | 0                  | 0           | 1           | N/C            |
| ARSON              | 0                  | 0                  | 0           | 1           | N/C            |
| <b>TOTAL</b>       | <b>24</b>          | <b>31</b>          | <b>341</b>  | <b>278</b>  | <b>-18.48%</b> |
| <b>PART 2 *</b>    | <b>18</b>          | <b>22</b>          | <b>235</b>  | <b>241</b>  | <b>2.55%</b>   |
| Alcohol Arrest     | 2                  | 1                  | 20          | 29          | 45.00%         |
| Drug Arrest        | 0                  | 1                  | 31          | 23          | -25.81%        |
| Weapon Arrest      | 0                  | 1                  | 0           | 2           | N/C            |



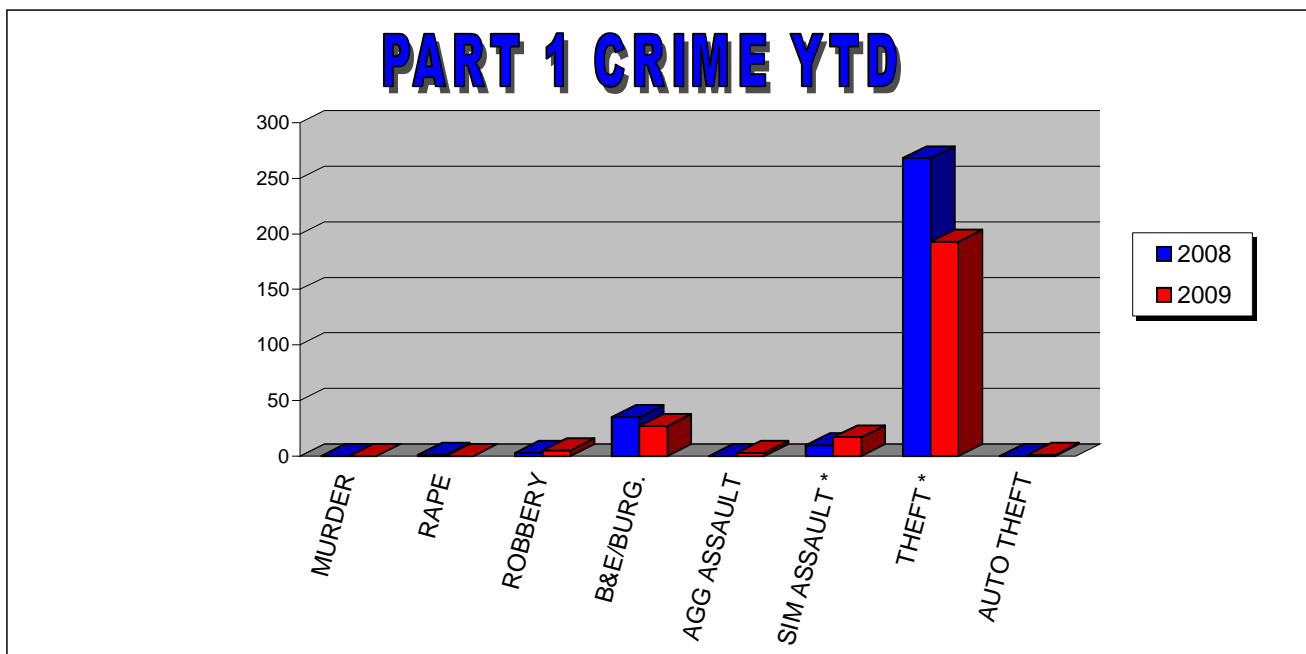
\* Crimes not reported to Student Right to Know

**POLICE SERVICES**

**CRIME STATISTICS FOR JULY**

**UPTOWN**

| OFFENSES<br>PART 1 | THIS MONTH<br>2008 | THIS MONTH<br>2009 | YTD<br>2008 | YTD<br>2009 | %              |
|--------------------|--------------------|--------------------|-------------|-------------|----------------|
| MURDER             | 0                  | 0                  | 0           | 0           | N/C            |
| RAPE               | 0                  | 0                  | 1           | 0           | N/C            |
| ROBBERY            | 0                  | 1                  | 3           | 5           | 66.67%         |
| B&E/BURG.          | 3                  | 2                  | 35          | 27          | -22.86%        |
| AGG ASSAULT        | 0                  | 1                  | 0           | 3           | N/C            |
| SIM ASSAULT *      | 1                  | 5                  | 10          | 17          | 70.00%         |
| THEFT *            | 30                 | 25                 | 268         | 193         | -27.99%        |
| AUTO THEFT         | 0                  | 0                  | 0           | 1           | N/C            |
| ARSON              | 0                  | 0                  | 0           | 1           | N/C            |
| <b>TOTAL</b>       | <b>34</b>          | <b>34</b>          | <b>317</b>  | <b>247</b>  | <b>-22.08%</b> |
| <b>PART 2 *</b>    | <b>20</b>          | <b>33</b>          | <b>217</b>  | <b>219</b>  | <b>0.92%</b>   |
| Alcohol Arrest     | 0                  | 5                  | 18          | 28          | 55.56%         |
| Drug Arrest        | 1                  | 1                  | 31          | 22          | -29.03%        |
| Weapon Arrest      | 0                  | 0                  | 0           | 1           | N/C            |



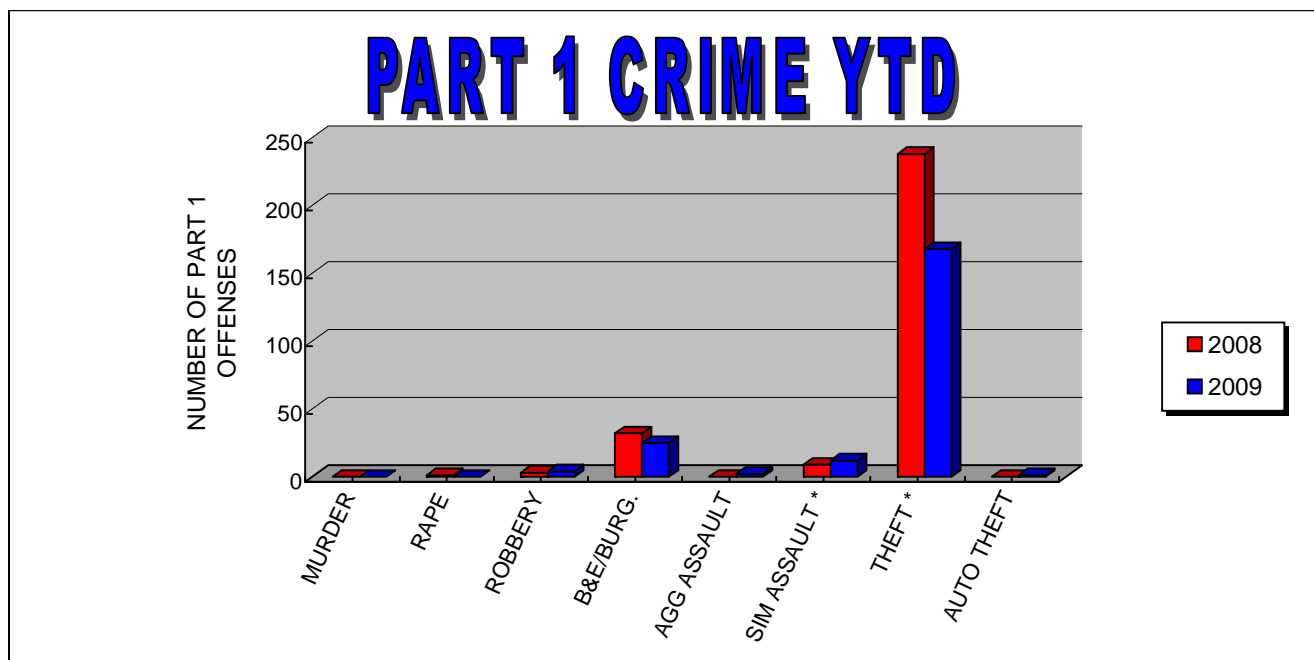
\* Crimes not reported to Student Right to Know

**POLICE SERVICES**

**CRIME STATISTICS FOR JUNE**

**UPTOWN**

| OFFENSES<br>PART 1 | THIS MONTH<br>2008 | THIS MONTH<br>2009 | YTD<br>2008 | YTD<br>2009 | %              |
|--------------------|--------------------|--------------------|-------------|-------------|----------------|
| MURDER             | 0                  | 0                  | 0           | 0           | N/C            |
| RAPE               | 0                  | 0                  | 1           | 0           | N/C            |
| ROBBERY            | 1                  | 0                  | 3           | 4           | 33.33%         |
| B&E/BURG.          | 6                  | 5                  | 32          | 25          | -21.88%        |
| AGG ASSAULT        | 0                  | 0                  | 0           | 2           | N/C            |
| SIM ASSAULT *      | 2                  | 5                  | 9           | 12          | 33.33%         |
| THEFT *            | 37                 | 31                 | 238         | 168         | -29.41%        |
| AUTO THEFT         | 0                  | 0                  | 0           | 1           | N/C            |
| ARSON              | 0                  | 0                  | 0           | 1           | N/C            |
| <b>TOTAL</b>       | <b>46</b>          | <b>41</b>          | <b>283</b>  | <b>213</b>  | <b>-24.73%</b> |
| <b>PART 2 *</b>    | <b>31</b>          | <b>40</b>          | <b>197</b>  | <b>186</b>  | <b>-5.58%</b>  |
| Alcohol Arrest     | 1                  | 2                  | 18          | 23          | 27.78%         |
| Drug Arrest        | 6                  | 5                  | 30          | 21          | -30.00%        |
| Weapon Arrest      | 0                  | 1                  | 0           | 1           | N/C            |



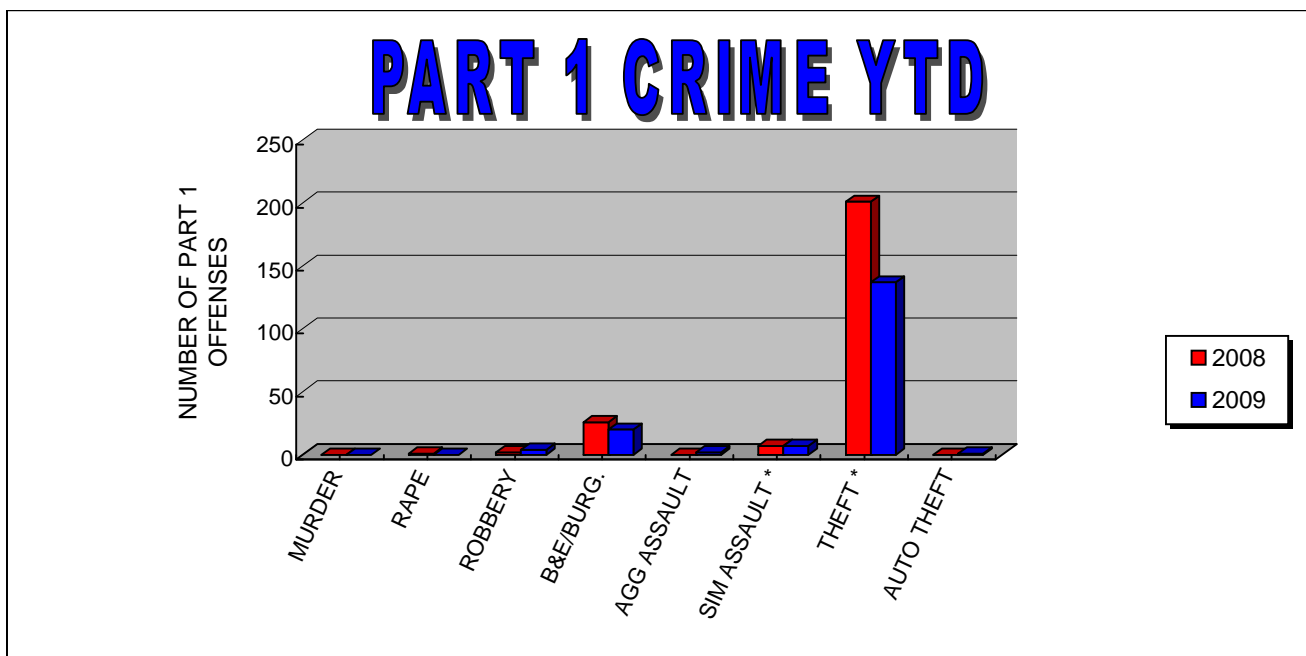
\* Crimes not reported to Student Right to Know

**POLICE SERVICES**

**CRIME STATISTICS FOR MAY**

**UPTOWN**

| OFFENSES<br>PART 1 | THIS MONTH<br>2008 | THIS MONTH<br>2009 | YTD<br>2008 | YTD<br>2009 | %              |
|--------------------|--------------------|--------------------|-------------|-------------|----------------|
| MURDER             | 0                  | 0                  | 0           | 0           | N/C            |
| RAPE               | 0                  | 0                  | 1           | 0           | N/C            |
| ROBBERY            | 1                  | 1                  | 2           | 4           | 100.00%        |
| B&E/BURG.          | 3                  | 3                  | 26          | 20          | -23.08%        |
| AGG ASSAULT        | 0                  | 1                  | 0           | 2           | N/C            |
| SIM ASSAULT *      | 1                  | 2                  | 7           | 7           | 0.00%          |
| THEFT *            | 59                 | 31                 | 201         | 137         | -31.84%        |
| AUTO THEFT         | 0                  | 0                  | 0           | 1           | N/C            |
| ARSON              | 0                  | 0                  | 0           | 1           | N/C            |
| <b>TOTAL</b>       | <b>64</b>          | <b>38</b>          | <b>237</b>  | <b>172</b>  | <b>-27.43%</b> |
| <b>PART 2 *</b>    | <b>49</b>          | <b>36</b>          | <b>166</b>  | <b>146</b>  | <b>-12.05%</b> |
| Alcohol Arrest     | 4                  | 8                  | 17          | 21          | 23.53%         |
| Drug Arrest        | 3                  | 3                  | 24          | 16          | -33.33%        |
| Weapon Arrest      | 0                  | 0                  | 0           | 0           | N/C            |



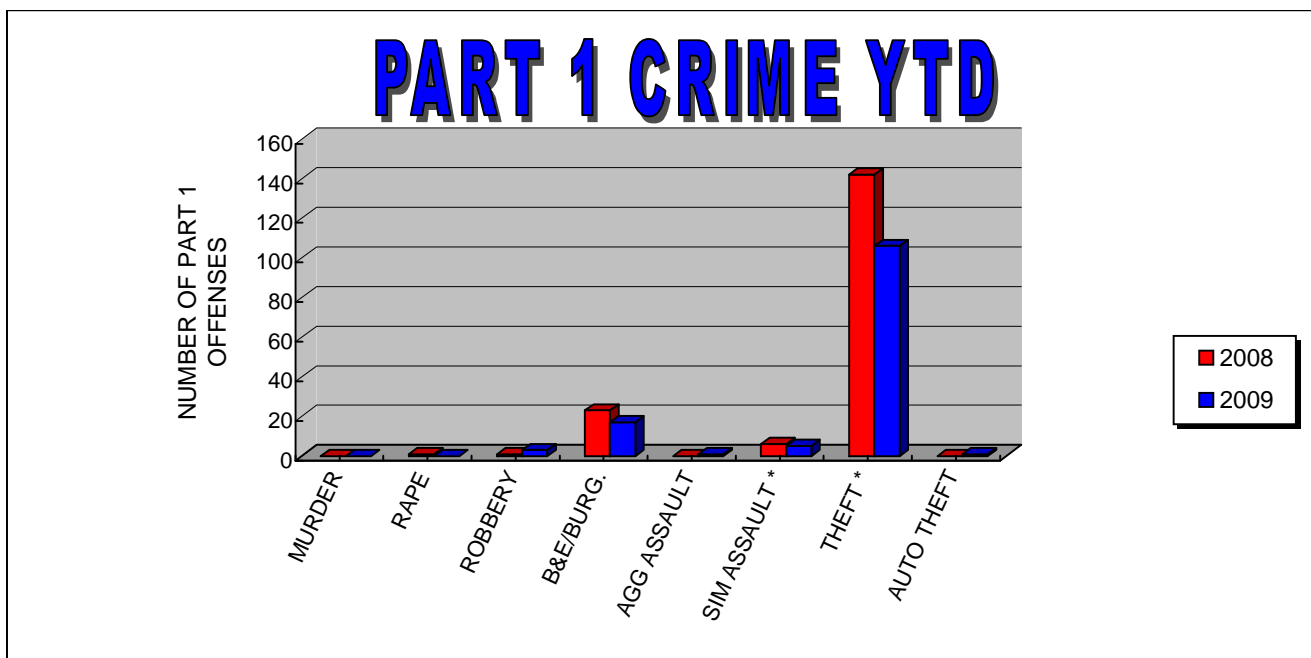
\* Crimes not reported to Student Right to Know

**POLICE SERVICES**

**CRIME STATISTICS FOR APRIL**

**UPTOWN**

| OFFENSES<br>PART 1 | THIS MONTH<br>2008 | THIS MONTH<br>2009 | YTD<br>2008 | YTD<br>2009 | %              |
|--------------------|--------------------|--------------------|-------------|-------------|----------------|
| MURDER             | 0                  | 0                  | 0           | 0           | N/C            |
| RAPE               | 0                  | 0                  | 1           | 0           | N/C            |
| ROBBERY            | 1                  | 2                  | 1           | 3           | 200.00%        |
| B&E/BURG.          | 1                  | 5                  | 23          | 17          | -26.09%        |
| AGG ASSAULT        | 0                  | 1                  | 0           | 1           | N/C            |
| SIM ASSAULT *      | 0                  | 1                  | 6           | 5           | -16.67%        |
| THEFT *            | 50                 | 43                 | 142         | 106         | -25.35%        |
| AUTO THEFT         | 0                  | 1                  | 0           | 1           | N/C            |
| ARSON              | 0                  | 0                  | 0           | 1           | N/C            |
| <b>TOTAL</b>       | <b>52</b>          | <b>53</b>          | <b>173</b>  | <b>134</b>  | <b>-22.54%</b> |
| <b>PART 2 *</b>    | <b>34</b>          | <b>32</b>          | <b>117</b>  | <b>110</b>  | <b>-5.98%</b>  |
| Alcohol Arrest     | 0                  | 3                  | 13          | 13          | 0.00%          |
| Drug Arrest        | 9                  | 4                  | 21          | 13          | -25.35%        |
| Weapon Arrest      | 0                  | 0                  | 0           | 0           | N/C            |



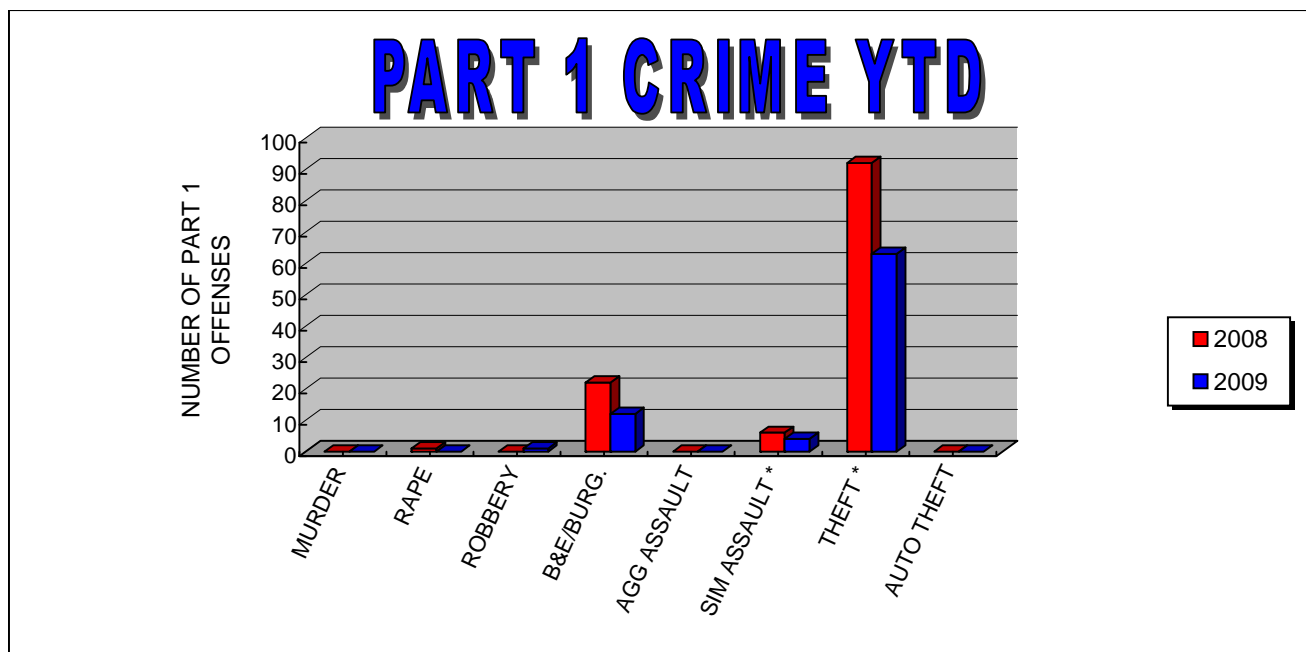
\* Crimes not reported to Student Right to Know

**POLICE SERVICES**

**CRIME STATISTICS FOR MARCH**

**UPTOWN**

| OFFENSES<br>PART 1 | THIS MONTH<br>2008 | THIS MONTH<br>2009 | YTD<br>2008 | YTD<br>2009 | %              |
|--------------------|--------------------|--------------------|-------------|-------------|----------------|
| MURDER             | 0                  | 0                  | 0           | 0           | N/C            |
| RAPE               | 1                  | 0                  | 1           | 0           | N/C            |
| ROBBERY            | 0                  | 1                  | 0           | 1           | N/C            |
| B&E/BURG.          | 11                 | 4                  | 22          | 12          | -45.45%        |
| AGG ASSAULT        | 0                  | 0                  | 0           | 0           | N/C            |
| SIM ASSAULT *      | 5                  | 3                  | 6           | 4           | -33.33%        |
| THEFT *            | 45                 | 26                 | 92          | 63          | -31.52%        |
| AUTO THEFT         | 0                  | 0                  | 0           | 0           | N/C            |
| ARSON              | 0                  | 0                  | 0           | 1           | N/C            |
| <b>TOTAL</b>       | <b>62</b>          | <b>34</b>          | <b>121</b>  | <b>81</b>   | <b>-33.06%</b> |
| <b>PART 2 *</b>    | <b>38</b>          | <b>18</b>          | <b>83</b>   | <b>78</b>   | <b>-6.02%</b>  |
| Alcohol Arrest     | 10                 | 1                  | 13          | 10          | -23.08%        |
| Drug Arrest        | 8                  | 1                  | 12          | 9           | -25.00%        |
| Weapon Arrest      | 0                  | 0                  | 0           | 0           | N/C            |



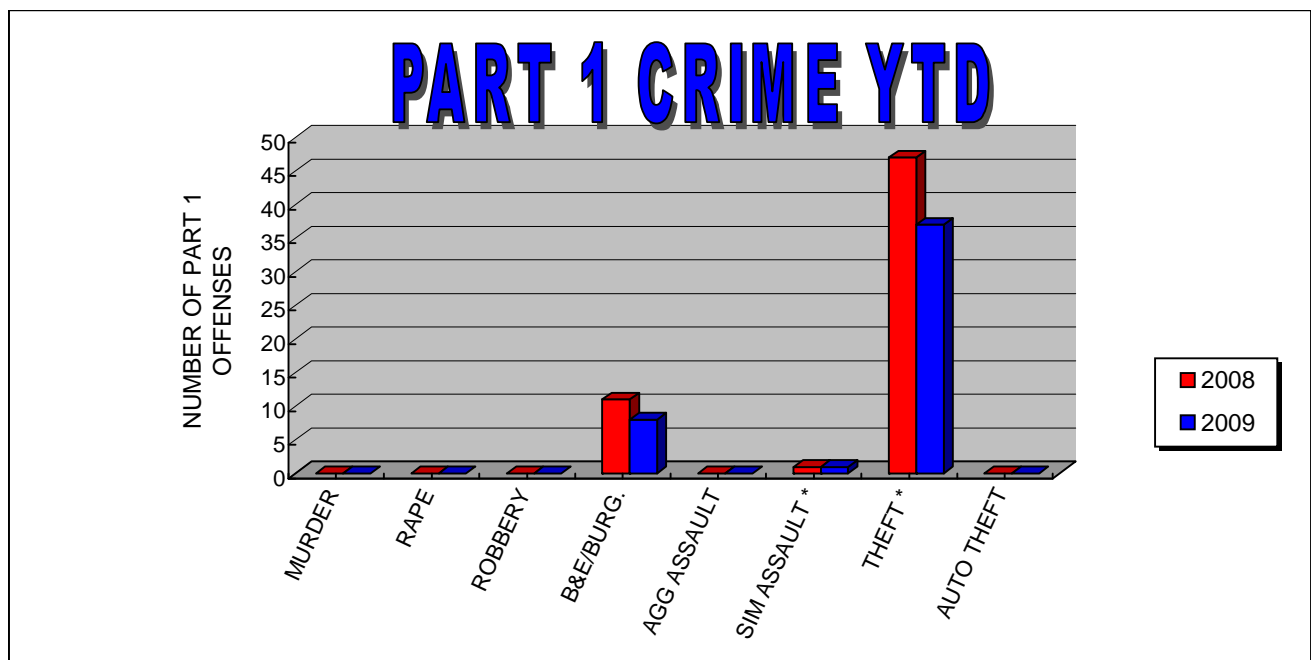
\* Crimes not reported to Student Right to Know

**POLICE SERVICES**

**CRIME STATISTICS FOR FEBRUARY**

**UPTOWN**

| OFFENSES<br>PART 1 | THIS MONTH<br>2008 | THIS MONTH<br>2009 | YTD<br>2008 | YTD<br>2009 | %              |
|--------------------|--------------------|--------------------|-------------|-------------|----------------|
| MURDER             | 0                  | 0                  | 0           | 0           | N/C            |
| RAPE               | 0                  | 0                  | 0           | 0           | N/C            |
| ROBBERY            | 0                  | 0                  | 0           | 0           | N/C            |
| B&E/BURG.          | 5                  | 1                  | 11          | 8           | -27.27%        |
| AGG ASSAULT        | 0                  | 0                  | 0           | 0           | N/C            |
| SIM ASSAULT *      | 1                  | 0                  | 1           | 1           | 0.00%          |
| THEFT *            | 22                 | 20                 | 47          | 37          | -21.28%        |
| AUTO THEFT         | 0                  | 0                  | 0           | 0           | N/C            |
| ARSON              | 0                  | 0                  | 0           | 1           | N/C            |
| <b>TOTAL</b>       | <b>28</b>          | <b>25</b>          | <b>59</b>   | <b>47</b>   | <b>-20.34%</b> |
| <b>PART 2 *</b>    | <b>16</b>          | <b>31</b>          | <b>45</b>   | <b>60</b>   | <b>33.33%</b>  |
| Alcohol Arrest     | 1                  | 5                  | 3           | 9           | 200.00%        |
| Drug Arrest        | 0                  | 4                  | 4           | 8           | 100.00%        |
| Weapon Arrest      | 0                  | 0                  | 0           | 0           | N/C            |



\* Crimes not reported to Student Right to Know

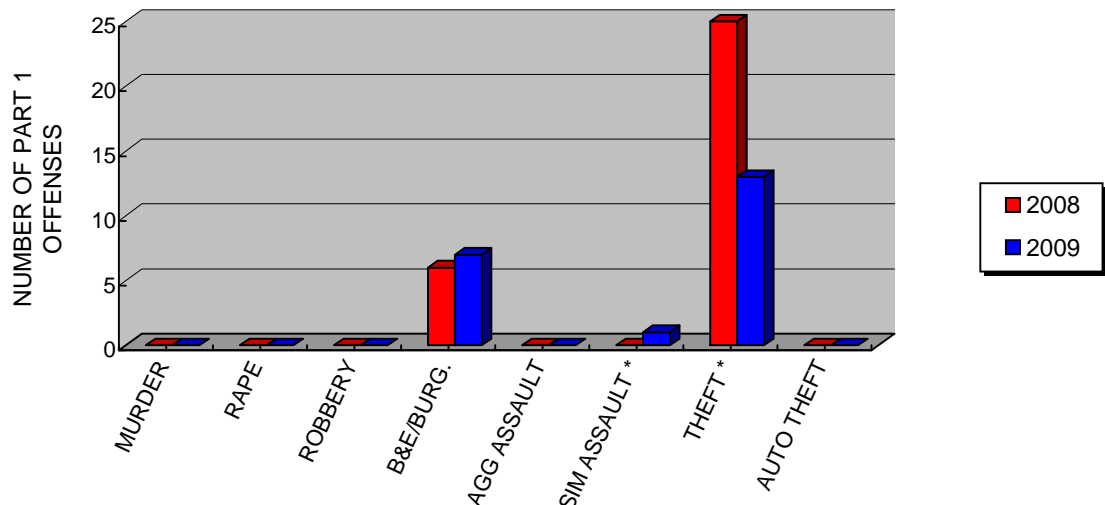
**POLICE SERVICES**

**CRIME STATISTICS FOR JANUARY**

**UPTOWN**

| OFFENSES<br>PART 1 | THIS MONTH<br>2008 | THIS MONTH<br>2009 | YTD<br>2008 | YTD<br>2009 | %              |
|--------------------|--------------------|--------------------|-------------|-------------|----------------|
| MURDER             | 0                  | 0                  | 0           | 0           | N/C            |
| RAPE               | 0                  | 0                  | 0           | 0           | N/C            |
| ROBBERY            | 0                  | 0                  | 0           | 0           | N/C            |
| B&E/BURG.          | 6                  | 7                  | 6           | 7           | 16.67%         |
| AGG ASSAULT        | 0                  | 0                  | 0           | 0           | N/C            |
| SIM ASSAULT *      | 0                  | 1                  | 0           | 1           | N/C            |
| THEFT *            | 25                 | 13                 | 25          | 13          | -48.00%        |
| AUTO THEFT         | 0                  | 0                  | 0           | 0           | N/C            |
| ARSON              | 0                  | 1                  | 0           | 1           | N/C            |
| <b>TOTAL</b>       | <b>31</b>          | <b>22</b>          | <b>31</b>   | <b>22</b>   | <b>-29.03%</b> |
| <b>PART 2 *</b>    | <b>29</b>          | <b>27</b>          | <b>29</b>   | <b>27</b>   | <b>-6.90%</b>  |
| Alcohol Arrest     | 2                  | 4                  | 2           | 4           | 100.00%        |
| Drug Arrest        | 4                  | 4                  | 4           | 4           | 0.00%          |
| Weapon Arrest      | 0                  | 0                  | 0           | 0           | N/C            |

**PART 1 CRIME YTD**



\* Crimes not reported to Student Right to Know

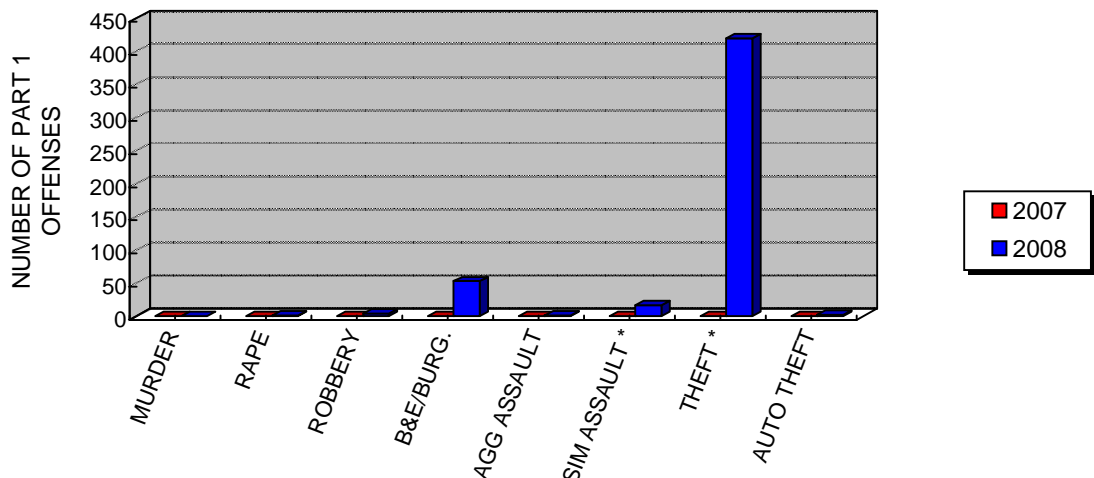
**POLICE SERVICES**

**CRIME STATISTICS FOR DECEMBER**

**UPTOWN**

| OFFENSES<br>PART 1 | THIS MONTH<br>2007 | THIS MONTH<br>2008 | YTD<br>2007 | YTD<br>2008 | %          |
|--------------------|--------------------|--------------------|-------------|-------------|------------|
| MURDER             | 0                  | 0                  | 0           | 0           | N/C        |
| RAPE               | 0                  | 0                  | 0           | 1           | N/C        |
| ROBBERY            | 0                  | 0                  | 0           | 4           | N/C        |
| B&E/BURG.          | 0                  | 6                  | 0           | 53          | N/C        |
| AGG ASSAULT        | 0                  | 1                  | 0           | 1           | N/C        |
| SIM ASSAULT *      | 0                  | 0                  | 0           | 17          | N/C        |
| THEFT *            | 0                  | 20                 | 0           | 420         | N/C        |
| AUTO THEFT         | 0                  | 0                  | 0           | 2           | N/C        |
| ARSON              | 0                  | 0                  | 0           | 0           | N/C        |
| <b>TOTAL</b>       | <b>0</b>           | <b>27</b>          | <b>0</b>    | <b>498</b>  | <b>N/C</b> |
| <b>PART 2 *</b>    | 0                  | 31                 | 0           | 340         | N/C        |
| Alcohol Arrest     | 0                  | 2                  | 0           | 31          | N/C        |
| Drug Arrest        | 0                  | 3                  | 0           | 38          | N/C        |
| Weapon Arrest      | 0                  | 0                  | 0           | 1           | N/C        |

**PART 1 CRIME YTD**



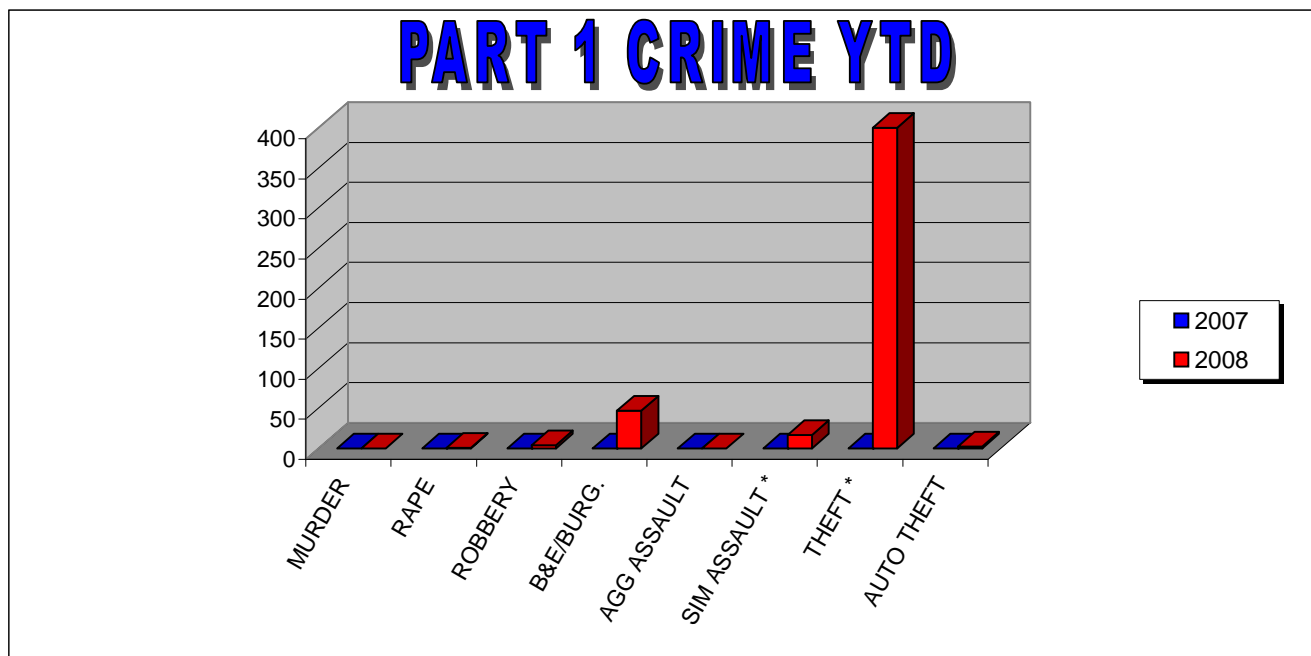
\* Crimes not reported to Student Right to Know

**POLICE SERVICES**

**CRIME STATISTICS FOR NOVEMBER**

**UPTOWN**

| OFFENSES<br>PART 1 | THIS MONTH<br>2007 | THIS MONTH<br>2008 | YTD<br>2007 | YTD<br>2008 | %          |
|--------------------|--------------------|--------------------|-------------|-------------|------------|
| MURDER             | 0                  | 0                  | 0           | 0           | N/C        |
| RAPE               | 0                  | 0                  | 0           | 1           | N/C        |
| ROBBERY            | 0                  | 1                  | 0           | 4           | N/C        |
| B&E/BURG.          | 0                  | 5                  | 0           | 47          | N/C        |
| AGG ASSAULT        | 0                  | 0                  | 0           | 0           | N/C        |
| SIM ASSAULT *      | 0                  | 4                  | 0           | 17          | N/C        |
| THEFT *            | 0                  | 48                 | 0           | 400         | N/C        |
| AUTO THEFT         | 0                  | 0                  | 0           | 2           | N/C        |
| ARSON              | 0                  | 0                  | 0           | 0           | N/C        |
| <b>TOTAL</b>       | <b>0</b>           | <b>58</b>          | <b>0</b>    | <b>471</b>  | <b>N/C</b> |
| <b>PART 2 *</b>    | 0                  | 26                 | 0           | 309         | N/C        |
| Alcohol Arrest     | 0                  | 0                  | 0           | 29          | N/C        |
| Drug Arrest        | 0                  | 1                  | 0           | 35          | N/C        |
| Weapon Arrest      | 0                  | 1                  | 0           | 1           | N/C        |



\* Crimes not reported to Student Right to Know

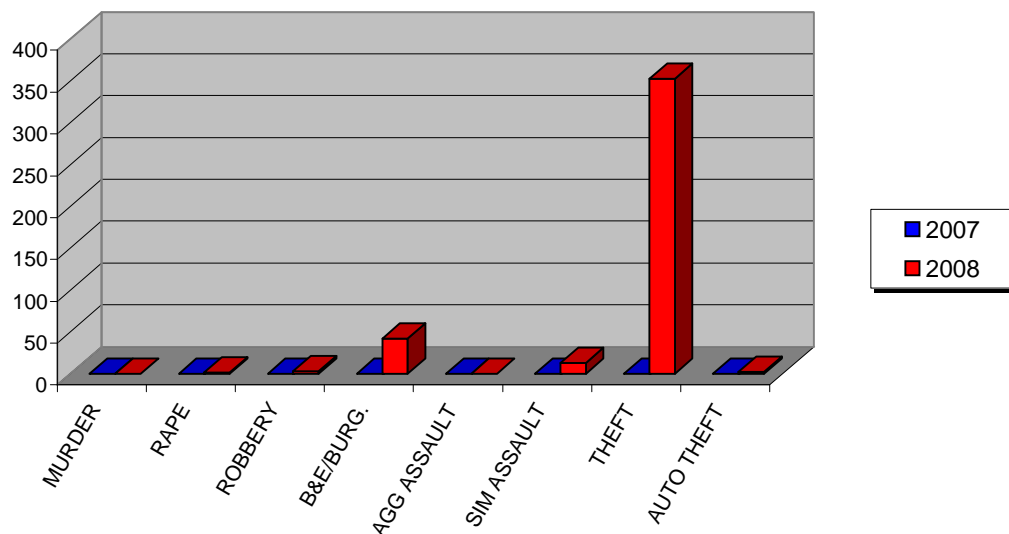
**POLICE SERVICES**

**CRIME STATISTICS FOR OCTOBER**

**UPTOWN**

| OFFENSES<br>PART 1 | THIS MONTH<br>2007 | THIS MONTH<br>2008 | YTD<br>2007 | YTD<br>2008 | %          |
|--------------------|--------------------|--------------------|-------------|-------------|------------|
| MURDER             | 0                  | 0                  | 0           | 0           | N/C        |
| RAPE               | 0                  | 0                  | 0           | 1           | N/C        |
| ROBBERY            | 0                  | 0                  | 0           | 3           | N/C        |
| B&E/BURG.          | 0                  | 3                  | 0           | 42          | N/C        |
| AGG ASSAULT        | 0                  | 0                  | 0           | 0           | N/C        |
| SIM ASSAULT        | 0                  | 1                  | 0           | 13          | N/C        |
| THEFT              | 0                  | 29                 | 0           | 352         | N/C        |
| AUTO THEFT         | 0                  | 0                  | 0           | 2           | N/C        |
| ARSON              | 0                  | 0                  | 0           | 0           | N/C        |
| <b>TOTAL</b>       | <b>0</b>           | <b>33</b>          | <b>0</b>    | <b>413</b>  | <b>N/C</b> |
| <b>PART 2</b>      | <b>0</b>           | <b>38</b>          | <b>0</b>    | <b>283</b>  | <b>N/C</b> |
| Alcohol Arrest     | 0                  | 9                  | 0           | 29          | N/C        |
| Drug Arrest        | 0                  | 3                  | 0           | 34          | N/C        |
| Weapon Arrest      | 0                  | 0                  | 0           | 0           | N/C        |

**PART 1 CRIME YTD**



\* Crimes not reported to Student Right to Know