

STUDY ABROAD

2016 - 2017 profile report

UC students
traveled to

56

different
countries in
2016-17.

PARTICIPATION

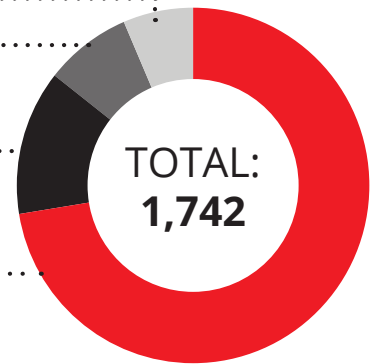
by program type

7% SEMESTER EXCHANGE

9% CO-OP / INTERNSHIP / TEACHING

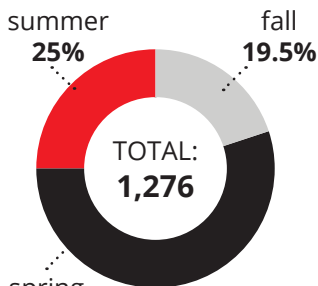
11% NON-UC PROGRAMS

73% FACULTY-LED PROGRAMS

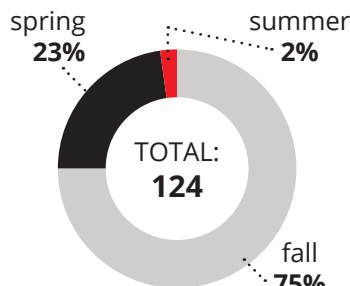


PARTICIPATION

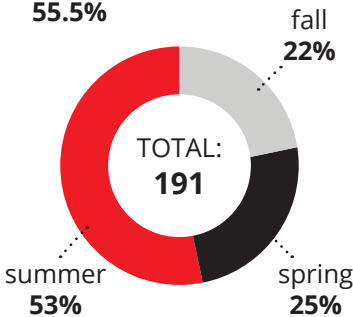
by semester



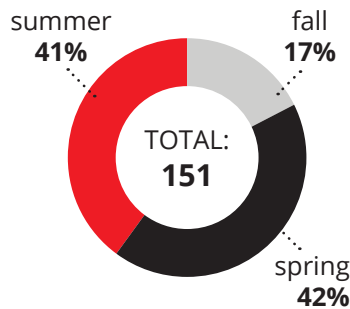
FACULTY-LED
participation up
61%
since 2012-13



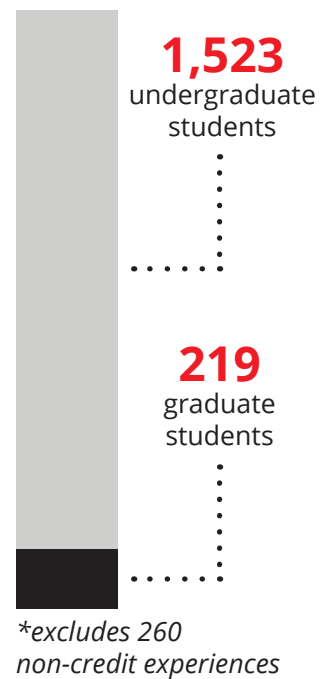
SEMESTER EXCHANGE
participation up
17%
since 2012-13



NON-UC PROGRAM
participation up
12%
since 2012-13



CO-OP / INTERNSHIP / TEACHING
participation up
37%
since 2012-13




PARTICIPATION

by college

DAAP 226	A&S 373	CEAS 151
LCB 586	CCM 22	CAHS 101
PHARMACY 17	CECH 105	BLUE ASH 32
MEDICINE 32	NURSING 58	CLERMONT 12
LAW 11	HONORS* 362	INTL. STUDENTS* 115

TOP 10

destinations



global@uc.edu | studyabroad.uc.edu | 513-556-4278
7148 Edwards Center One | Cincinnati, OH 45221

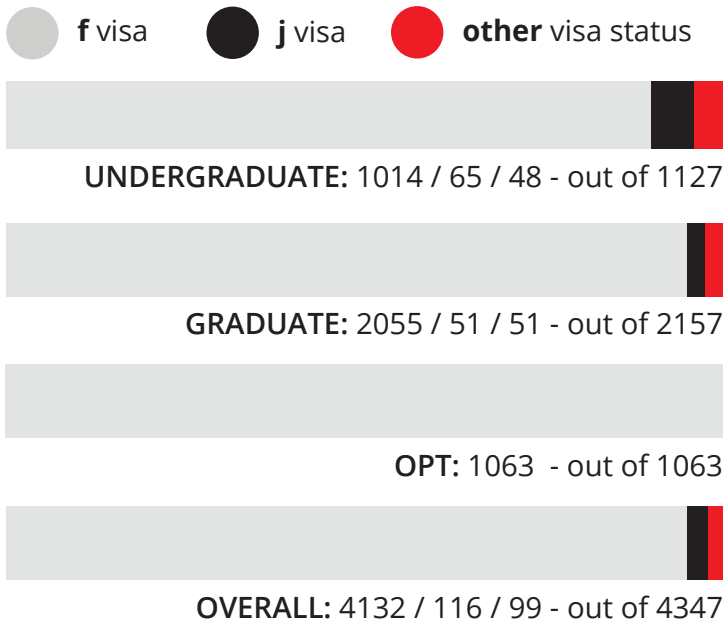
INTERNATIONAL STUDENTS & SCHOLARS

2016 - 2017 profile report

International students represent **7.2%** of UC's student body.

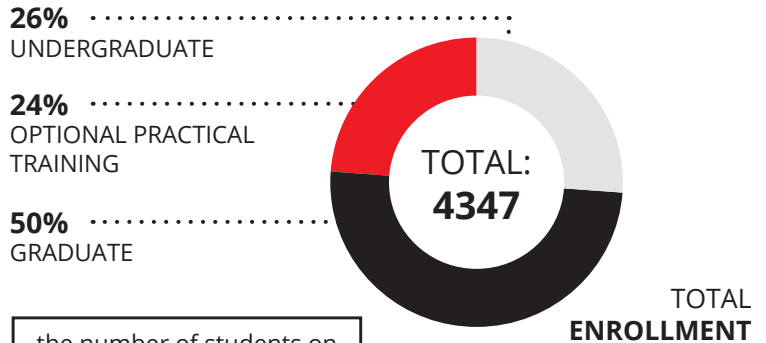
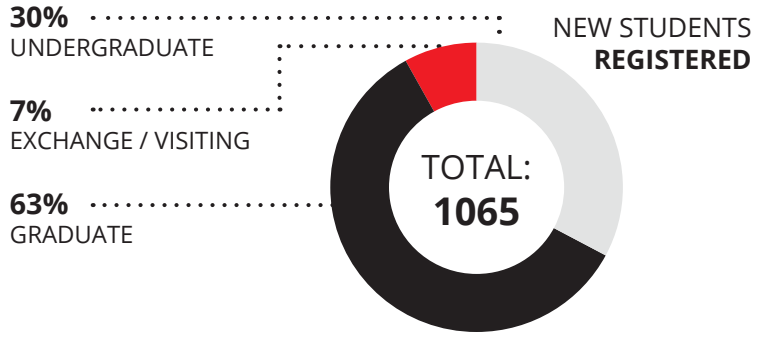
VISA STATUS

by type of student



ENROLLMENT

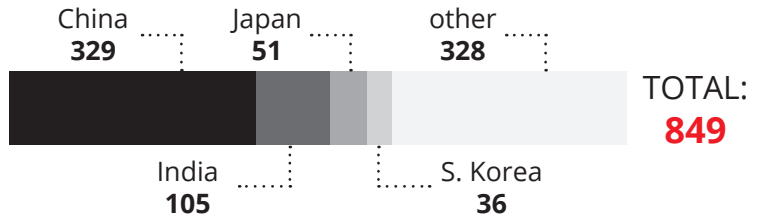
by program type



the number of students on OPT has **increased by 175%** since 2012.

INTL. SCHOLARS

breakdown by countries of origin




ENROLLMENT

by college

DAAP	A&S	CEAS
220	601	1192
LCB	CCM	CAHS
571	258	51
PHARMACY	CECH	BLUE ASH
34	174	54
MEDICINE	NURSING	CLERMONT
90	7	7
LAW	HONORS*	
25	91	

TOP 10

countries of origin



uc.edu/international/services
international.students@uc.edu | | 513-556-4278
7148 Edwards Center One | Cincinnati, OH 45221