


Directions to University Pavilion from UC Parking Garages

To help you find Admissions and the OneStop center, here are directions from UC parking garages.

 **Note:** The best accessibility for people who use wheelchairs is from CCM Garage.

From College-Conservatory of Music (CCM) Garage

CCM garage is located in the heart of campus, and is accessed from the east side of campus. From Jefferson Ave. take Corry Blvd., which leads directly to the CCM Garage entrance. As you look for a parking space, notice that the names of different CCM facilities are written next to the building entrances.


 **This route offers the best accessibility for people who use wheel chairs.**

- Enter through the doors that say “Electronic Media.” Take the elevator at the end of the hall to the 4th floor.
- Step out of the elevator and make a “U” turn to the left. You’ll see glass doors that lead outside.
- Exit the building. Turn left and take the bridge to University Pavilion.
- Once inside the building, take the short flight of stairs (or the access elevator) down, then turn right.
- Go toward the windows and turn left after the modernistic work stations (the “pods”) in the OneStop Center.
- Past the large staircase, you’ll find elevators on the left. Take the stairs or the elevator to the 3rd floor.

From Brodie Garage

Brodie Garage is located near the north edge of campus, but you enter it from the west. Take Clifton Ave., to College Court Dr. From College Court Dr., you’ll see College of Design Architecture, Art, and Planning (DAAP) on your left. When the street splits, take the center lane to enter Brodie Garage.

- The easiest way to get to Admissions is to exit the garage onto the same road that you used to enter it. You’ll see the DAAP buildings on your right.
- Proceed uphill until you see a brick driveway on your left which leads a long set of stairs.
- **Shorter route with stairs:** Take the stairs up to the top. Walk straight ahead and cross the street. Now, you are in front of the McMicken College of Arts and Sciences. Continue straight, past the lions. Just past the south end of McMicken Hall, you’ll see a fountain, which leads to University Pavilion. The entrance to University Pavilion at the fountain level is the 3rd floor.

 **No-stairs route:** Take the brick driveway to the accessible entrance to Braunstein Hall, on your left, into. Follow the hallway to the elevators on the left, mid-way down the hall. Take the elevator to the 3rd floor. As you exit the elevator, turn right, then left to the main entrance of the building. Follow the sidewalk to the street. Cross the street and you should be on the same side of the street as McMicken Hall. Turn right and follow the sidewalk which veers to the left in front of McMicken. Keep following McMicken Drive to the fountain in front of University Pavilion. Turn left to enter University Pavilion at the fountain level on the third floor.

From Corry Garage

Corry Garage (also referred to as Edwards Garage) is near the southeast corner of UC campus. From Jefferson Ave. take Corry Blvd. Turn left at the Stop sign to enter the garage.

- Take the elevator to the 1st Floor.
- Exit the building, turn left on Corry Blvd. and head toward campus.
- On the left you will see the Calhoun garage/housing complex under construction. We apologize in advance for the inconvenience of passing through a construction area. Please follow posted directions regarding which sidewalk is open.
- On your right you can see Shoemaker Center and Nippert Football Stadium. Straight ahead is CCM Village. When you come to a circular driveway and the entrance to CCM Garage, go to the right of garage entrance onto the brick-paved plaza with the circle of spheres.

Route with stairs:


- You will see a large staircase on the right. (If you need wheelchair access, skip to the end of this section.)
- Take the stairs to the top and keep walking. University Pavilion is straight ahead of you. You will pass CCM Café on your left and the UC Bookstore on your right.
- Take the bridge to University Pavilion. Once inside the building, go down the short flight of stairs and turn right.
- Go toward the windows and turn left after the modernistic work stations (the “pods”) that are part of our OneStop Center. Take the stairs to the third floor.

No-stairs route:

- This route is wheelchair accessible, but the recommended parking for people who use wheelchairs to access University Pavilion is CCM Garage rather than Corry Garage.*
- Enter the CCM building through the Werner Recital Hall doors to the left of the staircase. Inside the door, turn left.
 - Go through the double doors and follow the hallway as it veers to the left. At the intersection, turn right. Follow the hallway until you find an elevator on your right. Take it to the fourth floor.
 - Step out of the elevator and make a “U” turn to the left. You’ll see glass doors that lead outside.
 - Exit the building. Turn left and take the bridge to University Pavilion. Once inside the building, you will see an access elevator on the left.
 - Once on the lower level, go toward the windows and turn left after the modernistic work stations (the “pods”) that are part of our OneStop Center.
 - Past the large stair case, you will find the elevators, to your left. Take the elevator to the 3rd floor.

From College of Business (CBA) Garage

The College of Business (formerly CBA) Garage is located on the north side of campus at Martin Luther King Blvd. and Woodside Dr., across the street from the Library Garage.

1. Take the elevator located on the south side of the garage to Level 3 and exit. On your left, you can see Campus Green and three high-rise residence halls.
2. Turn right, heading away from Campus Green and toward Langsam Library Garage. When you get to the Stop sign, look to your left and you'll see the Engineering Research Center, with its round roofline.
3. **A.  No-stairs route:**
 - Enter the Engineering Building through the accessible doors. The elevators are in the foyer. Take the elevators to the 6th floor. Turn right as you exit the elevator.
 - The accessible route is marked on the floor and walls with the universal symbol for accessibility.
 - Follow the marked route through the Engineering Building which is connected to Baldwin Hall. The hallway will dead end shortly after you make the transition into Baldwin. Turn left.
 - Go to the end of this long hallway and exit the building through the accessible entrance on your right. The "bubble" building is the Dining Pavilion. Proceed along either side of the pavilion.
 - Continue with Step 4, below.
3. **B. Route with stairs:**
 - Go toward the Engineering building and take the stairs that run along the Library side of the building to the top.
 - At the top of the stairs, look across the plaza and you'll see a maroon staircase straight ahead. Take the stairs to the top where you'll see two temporary structures we refer to as "bubbles."
 - Turn left and the top of the stairs, then turn right and walk between the two bubbles.
 - Past the bubbles -- do not enter the Professional Development building – turn left and proceed toward another bubble structure – the Dining Pavilion. Turn right when you reach the Dining Pavilion
4. When you come to the end of the bubble look up and to your left. The big brick building with the white tower is McMicken College of Arts and Sciences, and the lawn in front of it is McMicken Commons.
5. Cross McMicken Commons, with between McMicken College on your right and Tangeman Center (with the gray tower) on your left.)
6. Ahead of you, you'll see a glass-fronted building. This is University Pavilion. The Office of Admissions is on the third floor.


From Scioto Garage

Scioto Garage is located on the northeast corner of campus and is accessed via University Ave., off Jefferson Ave.

Exit the garage, then walk across Campus Green to the Engineering Research Center (look for the big building with three chimneys.) Then follow directions from Item 3 under College of Business Garage, above.

From Langsam Library Garage

Library Garage is located on the north side of campus at Martin Luther King Blvd. and Woodside Dr. It is across the street from the College of Business Garage.

1. Take the elevator to the 4th floor. (Elevators are on the interior of the garage.) You are now at the main entry of Langsam Library.
2. When you exit the library, you re in Nautilus Plaza. As you exit the Library, the red brick building on the left (with the round roofline) is the Engineering Building. Ahead of you, across the plaza, you should see a maroon staircase.
3. **A.  No-stairs route:**
 - Enter the Engineering Building through the accessible doors. The elevators are in the foyer. Take the elevators to the 6th floor. Turn right as you exit the elevator.
 - The accessible route is marked on the floor and walls with the universal symbol for accessibility.
 - Follow the marked route through the Engineering Building which is connected to Baldwin Hall. The hallway will dead end shortly after you make the transition into Baldwin. Turn left.
 - Go to the end of this long hallway and exit the building through the accessible entrance on your right. The "bubble" building is the Dining Pavilion. Proceed along either side of the pavilion.
 - Continue with Step 4, below.
3. **B. Route with stairs**
 - Go toward the Engineering building and take the stairs that run along the Library side of the building to the top.
 - At the top of the stairs, look across the plaza and you'll see a maroon staircase straight ahead. Take the stairs to the top where you'll see two temporary structures we refer to as "bubbles."
 - Turn left and the top of the stairs, then turn right and walk between the two bubbles.
 - Past the bubbles -- do not enter the Professional Development building – turn left and proceed toward another bubble structure – the Dining Pavilion. Turn right when you reach the Dining Pavilion
4. When you come to the end of the bubble look up and to your left. The big brick building with the white tower is McMicken College of Arts and Sciences, and the lawn in front of it is McMicken Commons.
5. Cross McMicken Commons, with between McMicken College on your right and Tangeman Center (with the gray tower) on your left.)
6. Ahead of you, you'll see a glass-fronted building. This is University Pavilion. The Office of Admissions is on the third floor.



Office of Admissions
340 University Pavilion
University of Cincinnati
PO Box 210091
Cincinnati, OH 45221-0091
(513) 556-2417
admissions@uc.edu