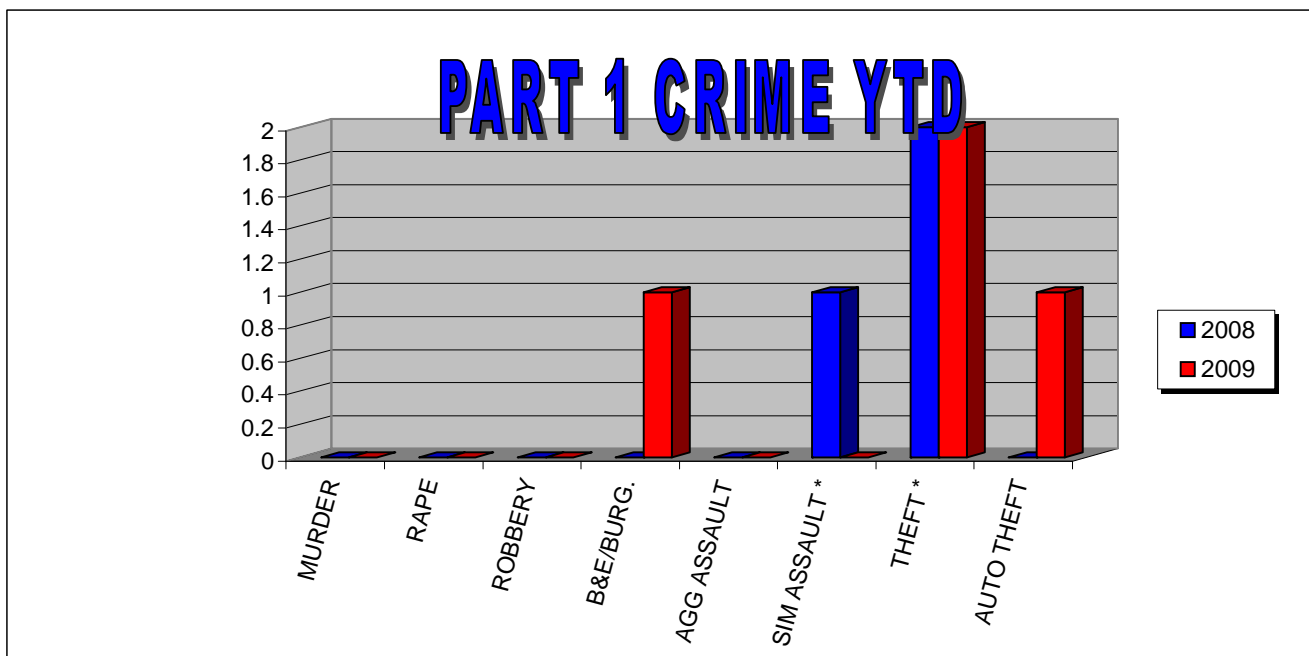


POLICE SERVICES

CRIME STATISTICS FOR SEPTEMBER

CLERMONT CAMPUS

| OFFENSES PART 1 | THIS MONTH 2008 | THIS MONTH 2009 | YTD 2008 | YTD 2009 | % |
|--------------------|--------------------|--------------------|-------------|-------------|---------------|
| MURDER | 0 | 0 | 0 | 0 | N/C |
| RAPE | 0 | 0 | 0 | 0 | N/C |
| ROBBERY | 0 | 0 | 0 | 0 | N/C |
| B&E/BURG. | 0 | 0 | 0 | 1 | N/C |
| AGG ASSAULT | 0 | 0 | 0 | 0 | N/C |
| SIM ASSAULT * | 0 | 0 | 1 | 0 | N/C |
| THEFT * | 0 | 0 | 2 | 2 | 0.00% |
| AUTO THEFT | 0 | 0 | 0 | 1 | N/C |
| ARSON | 0 | 0 | 0 | 0 | N/C |
| TOTAL | 0 | 0 | 3 | 4 | 33.33% |
| PART 2 * | 0 | 0 | 2 | 1 | -50.00% |
| Alcohol Arrest | 0 | 0 | 0 | 0 | -50.00% |
| Drug Arrest | 0 | 0 | 0 | 0 | -50.00% |
| Weapon Arrest | 0 | 0 | 1 | 0 | N/C |



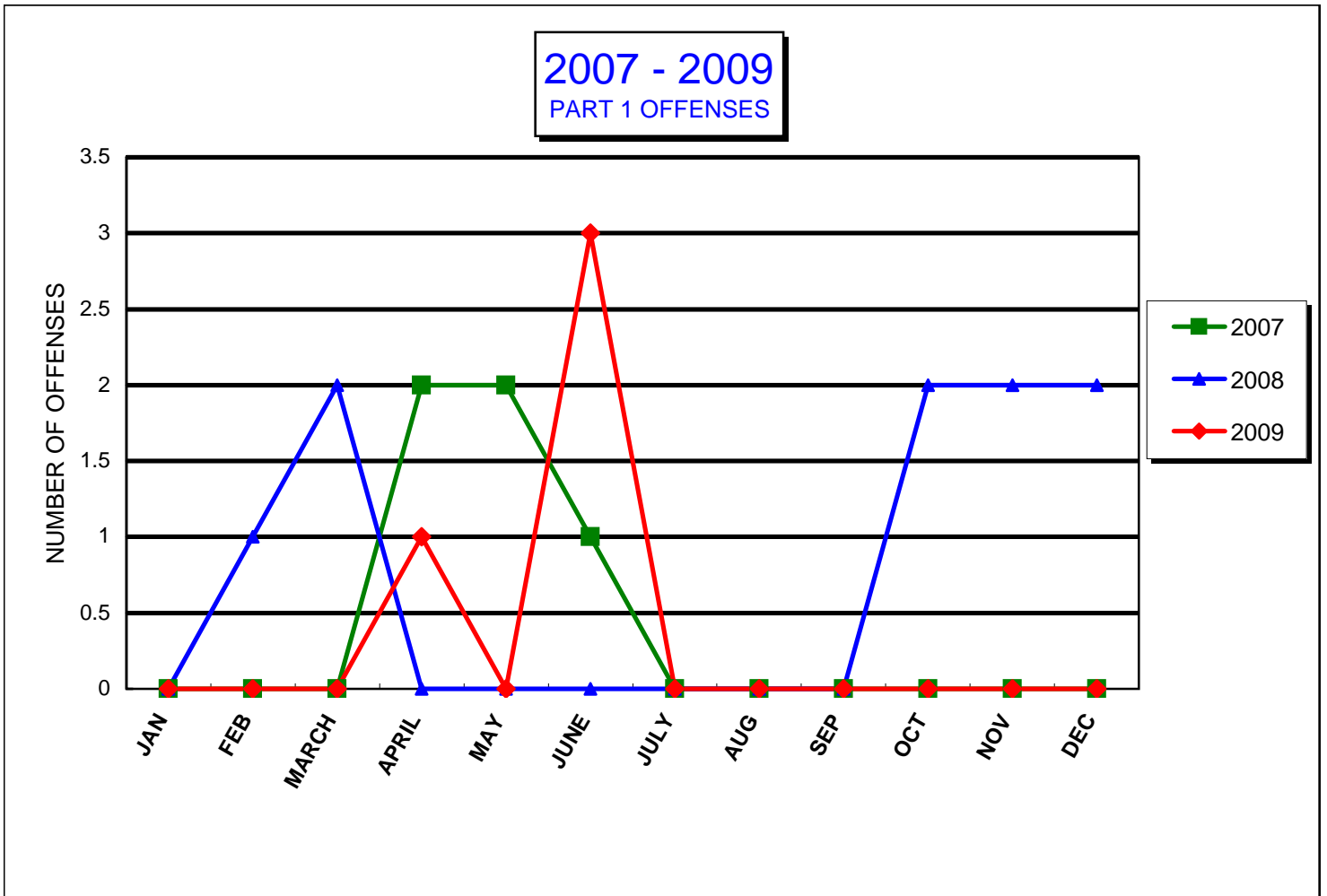
* Crimes not reported to Student Right to Know

POLICE SERVICES

PART 1 OFFENSES

CLERMONT CAMPUS

| | JAN | FEB | MARCH | APRIL | MAY | JUNE | JULY | AUG | SEP | OCT | NOV | DEC | TOTAL |
|------|-----|-----|-------|-------|-----|------|------|-----|-----|-----|-----|-----|-------|
| 2007 | 0 | 0 | 0 | 2 | 2 | 1 | 0 | 0 | 0 | 0 | 0 | 0 | 5 |
| 2008 | 0 | 1 | 2 | 0 | 0 | 0 | 0 | 0 | 0 | 2 | 2 | 2 | 9 |
| 2009 | 0 | 0 | 0 | 1 | 0 | 3 | 0 | 0 | 0 | | | | 4 |

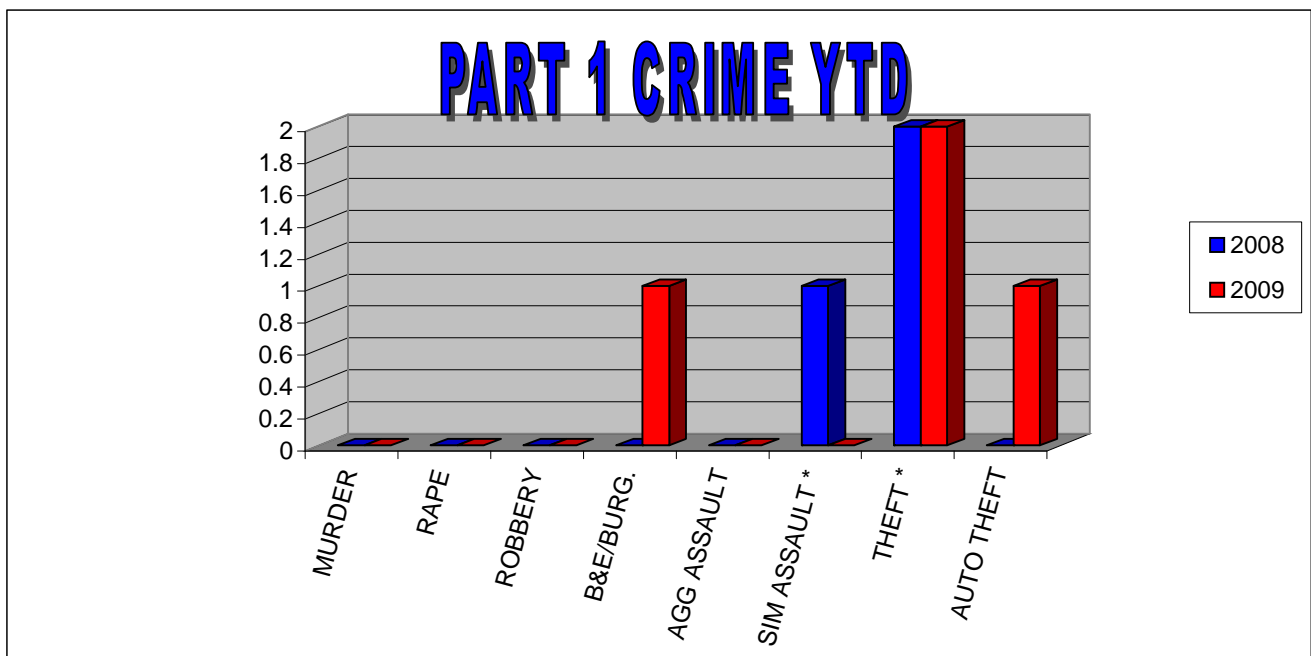


POLICE SERVICES

CRIME STATISTICS FOR AUGUST

CLERMONT CAMPUS

| OFFENSES PART 1 | THIS MONTH 2008 | THIS MONTH 2009 | YTD 2008 | YTD 2009 | % |
|--------------------|--------------------|--------------------|-------------|-------------|---------------|
| MURDER | 0 | 0 | 0 | 0 | N/C |
| RAPE | 0 | 0 | 0 | 0 | N/C |
| ROBBERY | 0 | 0 | 0 | 0 | N/C |
| B&E/BURG. | 0 | 0 | 0 | 1 | N/C |
| AGG ASSAULT | 0 | 0 | 0 | 0 | N/C |
| SIM ASSAULT * | 0 | 0 | 1 | 0 | N/C |
| THEFT * | 0 | 0 | 2 | 2 | 0.00% |
| AUTO THEFT | 0 | 0 | 0 | 1 | N/C |
| ARSON | 0 | 0 | 0 | 0 | N/C |
| TOTAL | 0 | 0 | 3 | 4 | 33.33% |
| PART 2 * | 0 | 0 | 2 | 1 | -50.00% |
| Alcohol Arrest | 0 | 0 | 0 | 0 | N/C |
| Drug Arrest | 0 | 0 | 0 | 0 | N/C |
| Weapon Arrest | 0 | 0 | 1 | 0 | N/C |



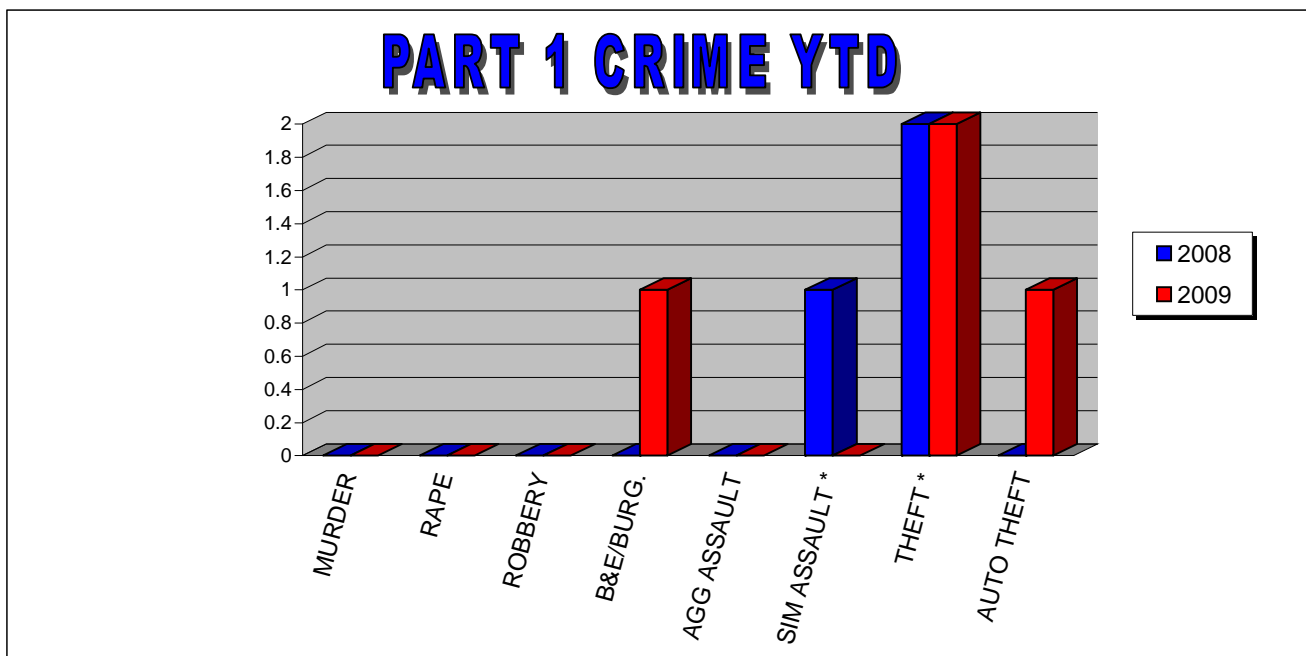
* Crimes not reported to Student Right to Know

POLICE SERVICES

CRIME STATISTICS FOR JULY

CLERMONT CAMPUS

| OFFENSES PART 1 | THIS MONTH 2008 | THIS MONTH 2009 | YTD 2008 | YTD 2009 | % |
|--------------------|--------------------|--------------------|-------------|-------------|---------------|
| MURDER | 0 | 0 | 0 | 0 | N/C |
| RAPE | 0 | 0 | 0 | 0 | N/C |
| ROBBERY | 0 | 0 | 0 | 0 | N/C |
| B&E/BURG. | 0 | 0 | 0 | 1 | N/C |
| AGG ASSAULT | 0 | 0 | 0 | 0 | N/C |
| SIM ASSAULT * | 0 | 0 | 1 | 0 | N/C |
| THEFT * | 0 | 0 | 2 | 2 | 0.00% |
| AUTO THEFT | 0 | 0 | 0 | 1 | N/C |
| ARSON | 0 | 0 | 0 | 0 | N/C |
| TOTAL | 0 | 0 | 3 | 4 | 33.33% |
| PART 2 * | 0 | 0 | 2 | 1 | -50.00% |
| Alcohol Arrest | 0 | 0 | 0 | 0 | N/C |
| Drug Arrest | 0 | 0 | 0 | 0 | N/C |
| Weapon Arrest | 0 | 0 | 1 | 0 | N/C |



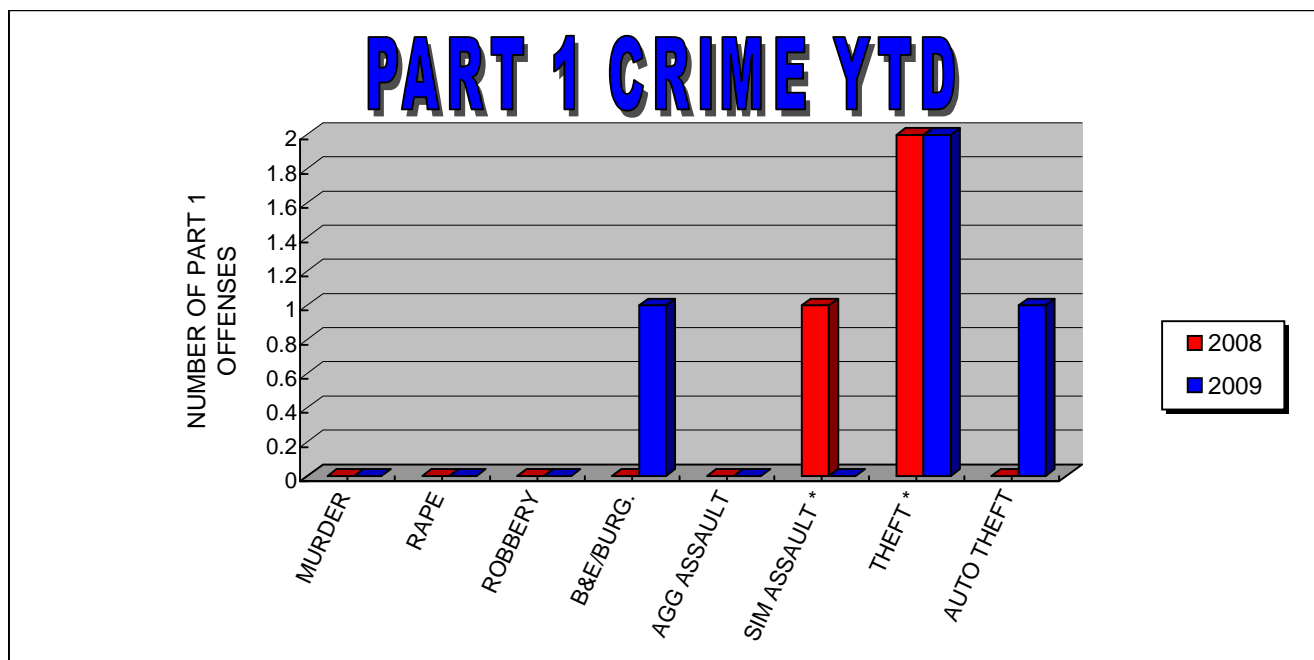
* Crimes not reported to Student Right to Know

POLICE SERVICES

CRIME STATISTICS FOR JUNE

CLERMONT CAMPUS

| OFFENSES PART 1 | THIS MONTH 2008 | THIS MONTH 2009 | YTD 2008 | YTD 2009 | % |
|--------------------|--------------------|--------------------|-------------|-------------|---------------|
| MURDER | 0 | 0 | 0 | 0 | N/C |
| RAPE | 0 | 0 | 0 | 0 | N/C |
| ROBBERY | 0 | 0 | 0 | 0 | N/C |
| B&E/BURG. | 0 | 1 | 0 | 1 | N/C |
| AGG ASSAULT | 0 | 0 | 0 | 0 | N/C |
| SIM ASSAULT * | 0 | 0 | 1 | 0 | N/C |
| THEFT * | 0 | 2 | 2 | 2 | 0.00% |
| AUTO THEFT | 0 | 0 | 0 | 1 | N/C |
| ARSON | 0 | 0 | 0 | 0 | N/C |
| TOTAL | 0 | 3 | 3 | 4 | 33.33% |
| PART 2 * | 0 | 0 | 2 | 1 | -50.00% |
| Alcohol Arrest | 0 | 0 | 0 | 0 | N/C |
| Drug Arrest | 0 | 0 | 0 | 0 | N/C |
| Weapon Arrest | 0 | 0 | 1 | 0 | N/C |



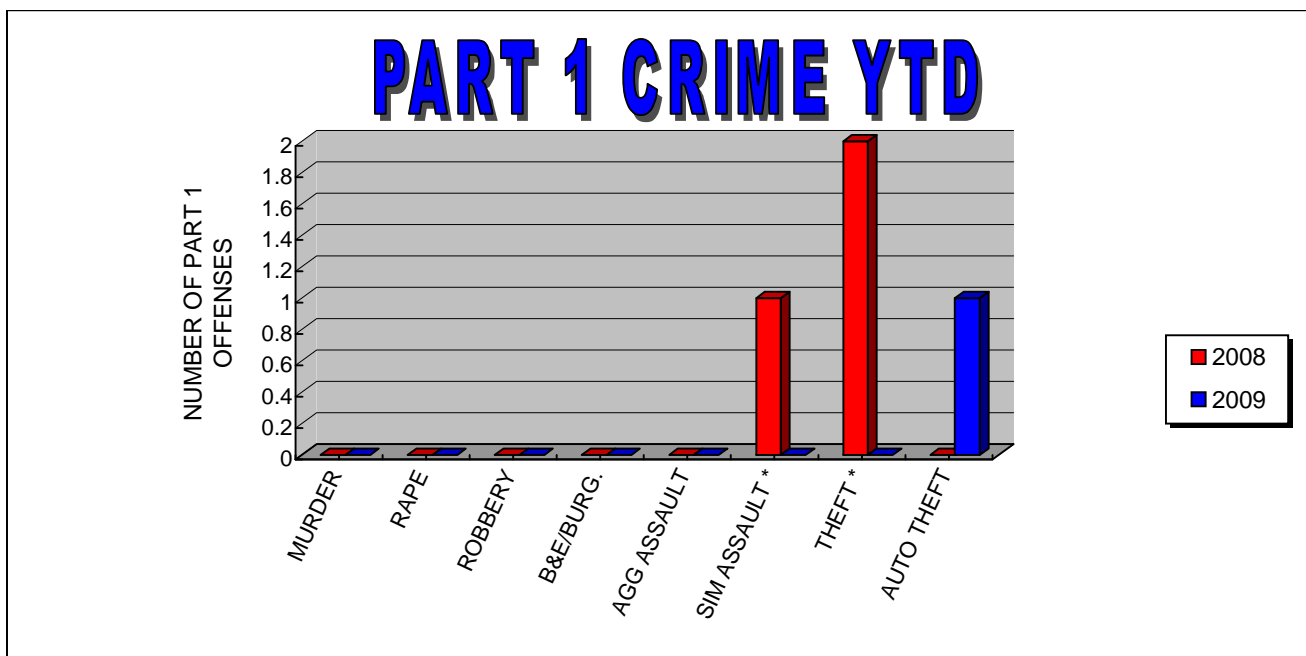
* Crimes not reported to Student Right to Know

POLICE SERVICES

CRIME STATISTICS FOR MAY

CLERMONT CAMPUS

| OFFENSES PART 1 | THIS MONTH 2008 | THIS MONTH 2009 | YTD 2008 | YTD 2009 | % |
|--------------------|--------------------|--------------------|-------------|-------------|----------------|
| MURDER | 0 | 0 | 0 | 0 | N/C |
| RAPE | 0 | 0 | 0 | 0 | N/C |
| ROBBERY | 0 | 0 | 0 | 0 | N/C |
| B&E/BURG. | 0 | 0 | 0 | 0 | N/C |
| AGG ASSAULT | 0 | 0 | 0 | 0 | N/C |
| SIM ASSAULT * | 0 | 0 | 1 | 0 | N/C |
| THEFT * | 0 | 0 | 2 | 0 | N/C |
| AUTO THEFT | 0 | 0 | 0 | 1 | N/C |
| ARSON | 0 | 0 | 0 | 0 | N/C |
| TOTAL | 0 | 0 | 3 | 1 | -66.67% |
| PART 2 * | 1 | 0 | 2 | 1 | -50.00% |
| Alcohol Arrest | 0 | 0 | 0 | 0 | N/C |
| Drug Arrest | 0 | 0 | 0 | 0 | N/C |
| Weapon Arrest | 1 | 0 | 1 | 0 | N/C |



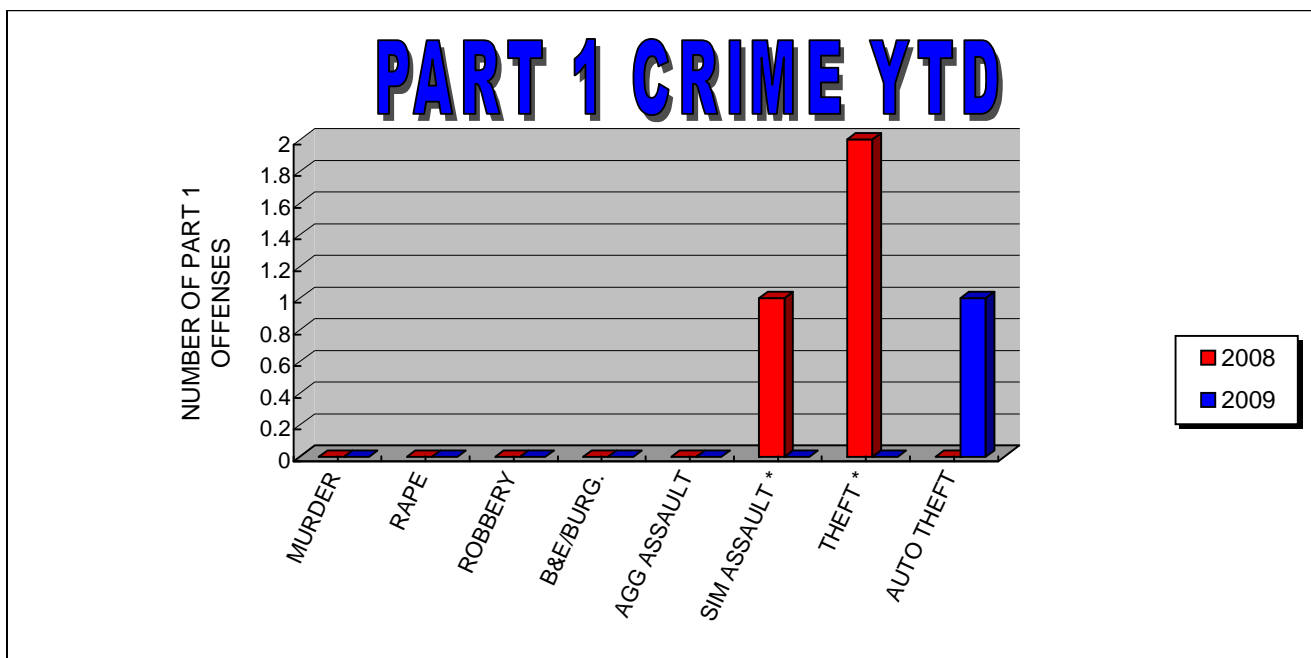
* Crimes not reported to Student Right to Know

POLICE SERVICES

CRIME STATISTICS FOR APRIL

CLERMONT CAMPUS

| OFFENSES PART 1 | THIS MONTH 2008 | THIS MONTH 2009 | YTD 2008 | YTD 2009 | % |
|--------------------|--------------------|--------------------|-------------|-------------|----------------|
| MURDER | 0 | 0 | 0 | 0 | N/C |
| RAPE | 0 | 0 | 0 | 0 | N/C |
| ROBBERY | 0 | 0 | 0 | 0 | N/C |
| B&E/BURG. | 0 | 0 | 0 | 0 | N/C |
| AGG ASSAULT | 0 | 0 | 0 | 0 | N/C |
| SIM ASSAULT * | 0 | 0 | 1 | 0 | N/C |
| THEFT * | 0 | 0 | 2 | 0 | N/C |
| AUTO THEFT | 0 | 1 | 0 | 1 | N/C |
| ARSON | 0 | 0 | 0 | 0 | N/C |
| TOTAL | 0 | 1 | 3 | 1 | -66.67% |
| PART 2 * | 0 | 1 | 1 | 1 | 0.00% |
| Alcohol Arrest | 0 | 0 | 0 | 0 | N/C |
| Drug Arrest | 0 | 0 | 0 | 0 | N/C |
| Weapon Arrest | 0 | 0 | 0 | 0 | N/C |



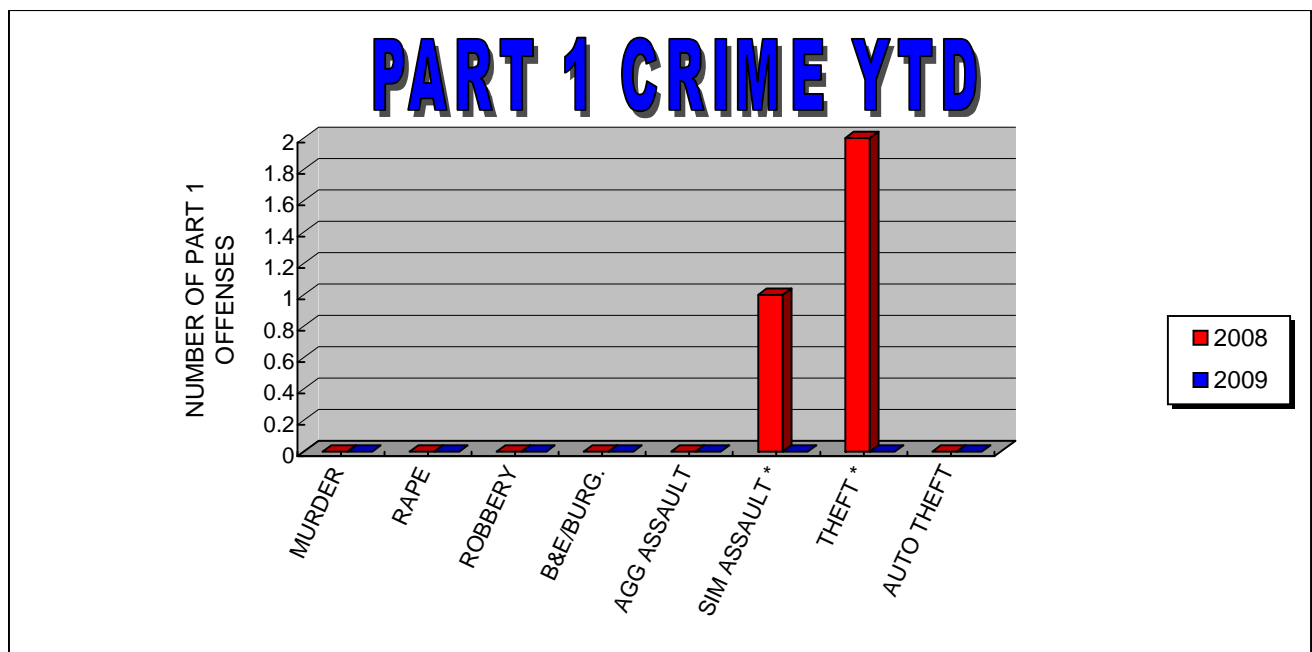
* Crimes not reported to Student Right to Know

POLICE SERVICES

CRIME STATISTICS FOR MARCH

CLERMONT CAMPUS

| OFFENSES PART 1 | THIS MONTH 2008 | THIS MONTH 2009 | YTD 2008 | YTD 2009 | % |
|--------------------|--------------------|--------------------|-------------|-------------|------------|
| MURDER | 0 | 0 | 0 | 0 | N/C |
| RAPE | 0 | 0 | 0 | 0 | N/C |
| ROBBERY | 0 | 0 | 0 | 0 | N/C |
| B&E/BURG. | 0 | 0 | 0 | 0 | N/C |
| AGG ASSAULT | 0 | 0 | 0 | 0 | N/C |
| SIM ASSAULT * | 0 | 0 | 1 | 0 | N/C |
| THEFT * | 2 | 0 | 2 | 0 | N/C |
| AUTO THEFT | 0 | 0 | 0 | 0 | N/C |
| ARSON | 0 | 0 | 0 | 0 | N/C |
| TOTAL | 2 | 0 | 3 | 0 | N/C |
| PART 2 * | 1 | 0 | 1 | 0 | N/C |
| Alcohol Arrest | 0 | 0 | 0 | 0 | N/C |
| Drug Arrest | 0 | 0 | 0 | 0 | N/C |
| Weapon Arrest | 0 | 0 | 0 | 0 | N/C |



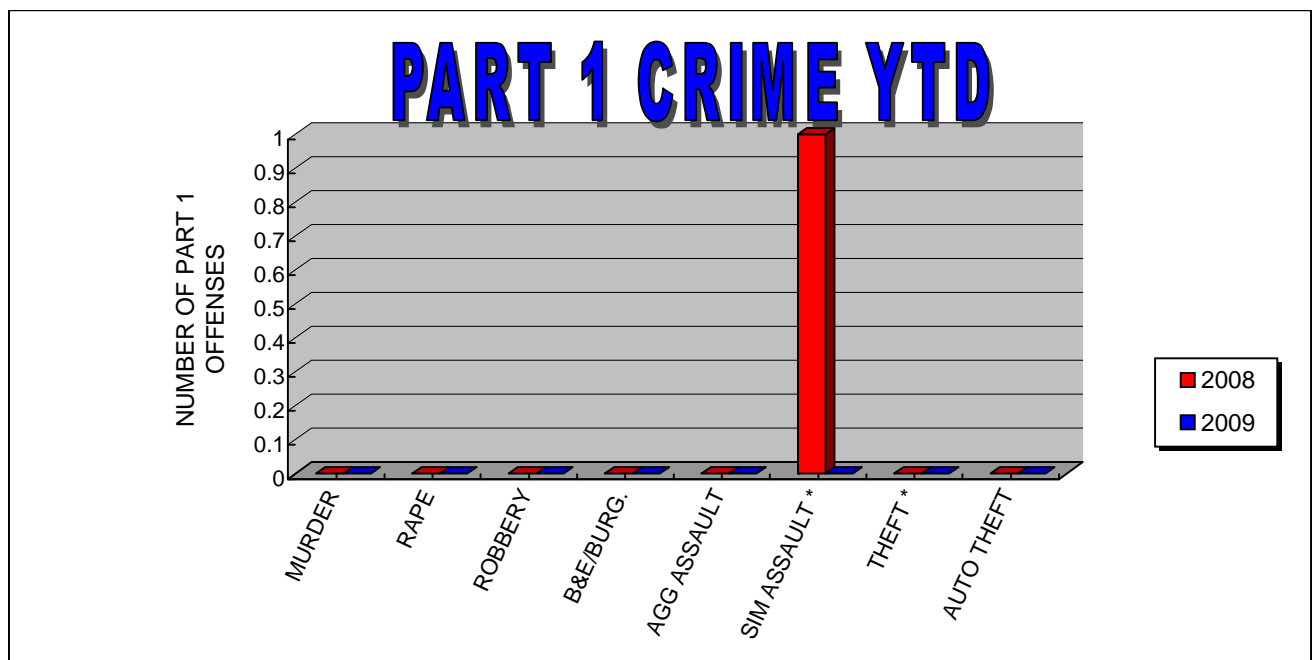
* Crimes not reported to Student Right to Know

POLICE SERVICES

CRIME STATISTICS FOR FEBRUARY

CLERMONT CAMPUS

| OFFENSES PART 1 | THIS MONTH 2008 | THIS MONTH 2009 | YTD 2008 | YTD 2009 | % |
|--------------------|--------------------|--------------------|-------------|-------------|------------|
| MURDER | 0 | 0 | 0 | 0 | N/C |
| RAPE | 0 | 0 | 0 | 0 | N/C |
| ROBBERY | 0 | 0 | 0 | 0 | N/C |
| B&E/BURG. | 0 | 0 | 0 | 0 | N/C |
| AGG ASSAULT | 0 | 0 | 0 | 0 | N/C |
| SIM ASSAULT * | 1 | 0 | 1 | 0 | N/C |
| THEFT * | 0 | 0 | 0 | 0 | N/C |
| AUTO THEFT | 0 | 0 | 0 | 0 | N/C |
| ARSON | 0 | 0 | 0 | 0 | N/C |
| TOTAL | 1 | 0 | 1 | 0 | N/C |
| PART 2 * | 0 | 0 | 0 | 0 | N/C |
| Alcohol Arrest | 0 | 0 | 0 | 0 | N/C |
| Drug Arrest | 0 | 0 | 0 | 0 | N/C |
| Weapon Arrest | 0 | 0 | 0 | 0 | N/C |



* Crimes not reported to Student Right to Know

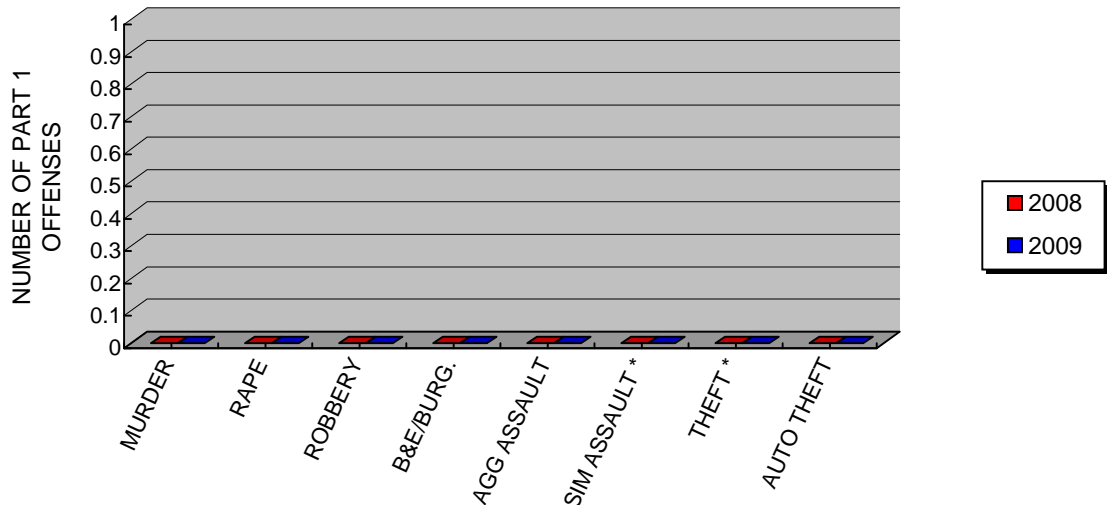
POLICE SERVICES

CRIME STATISTICS FOR JANUARY

CLERMONT CAMPUS

| OFFENSES PART 1 | THIS MONTH 2008 | THIS MONTH 2009 | YTD 2008 | YTD 2009 | % |
|--------------------|--------------------|--------------------|-------------|-------------|------------|
| MURDER | 0 | 0 | 0 | 0 | N/C |
| RAPE | 0 | 0 | 0 | 0 | N/C |
| ROBBERY | 0 | 0 | 0 | 0 | N/C |
| B&E/BURG. | 0 | 0 | 0 | 0 | N/C |
| AGG ASSAULT | 0 | 0 | 0 | 0 | N/C |
| SIM ASSAULT * | 0 | 0 | 0 | 0 | N/C |
| THEFT * | 0 | 0 | 0 | 0 | N/C |
| AUTO THEFT | 0 | 0 | 0 | 0 | N/C |
| ARSON | 0 | 0 | 0 | 0 | N/C |
| TOTAL | 0 | 0 | 0 | 0 | N/C |
| PART 2 * | 0 | 0 | 0 | 0 | N/C |
| Alcohol Arrest | 0 | 0 | 0 | 0 | N/C |
| Drug Arrest | 0 | 0 | 0 | 0 | N/C |
| Weapon Arrest | 0 | 0 | 0 | 0 | N/C |

PART 1 CRIME YTD



* Crimes not reported to Student Right to Know

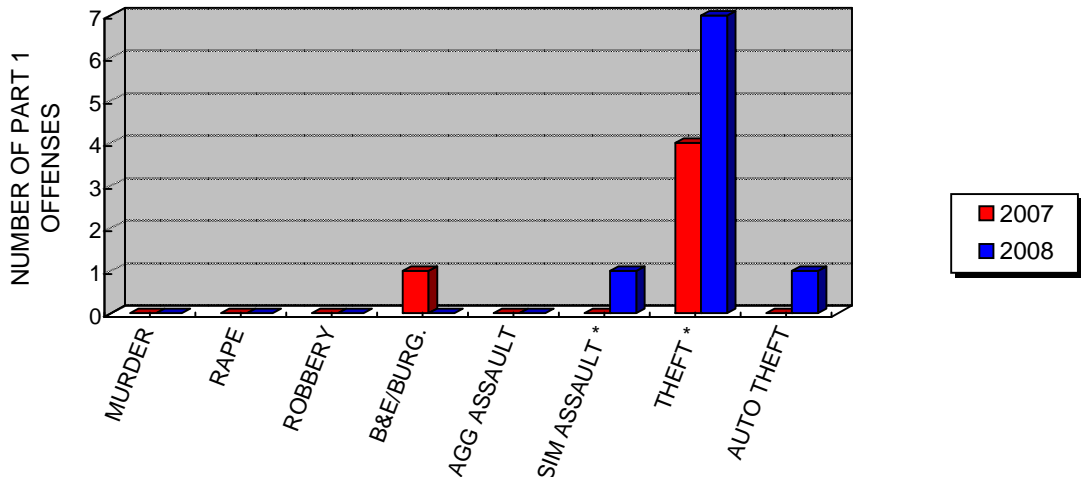
POLICE SERVICES

CRIME STATISTICS FOR DECEMBER

CLERMONT CAMPUS

| OFFENSES PART 1 | THIS MONTH 2007 | THIS MONTH 2008 | YTD 2007 | YTD 2008 | % |
|--------------------|--------------------|--------------------|-------------|-------------|---------------|
| MURDER | 0 | 0 | 0 | 0 | N/C |
| RAPE | 0 | 0 | 0 | 0 | N/C |
| ROBBERY | 0 | 0 | 0 | 0 | N/C |
| B&E/BURG. | 0 | 0 | 1 | 0 | N/C |
| AGG ASSAULT | 0 | 0 | 0 | 0 | N/C |
| SIM ASSAULT * | 0 | 0 | 0 | 1 | N/C |
| THEFT * | 0 | 1 | 4 | 7 | 75.00% |
| AUTO THEFT | 0 | 1 | 0 | 1 | N/C |
| ARSON | 0 | 0 | 0 | 0 | N/C |
| TOTAL | 0 | 2 | 5 | 9 | 80.00% |
| PART 2 * | 0 | 0 | 1 | 4 | 300.00% |
| Alcohol Arrest | 0 | 0 | 0 | 0 | N/C |
| Drug Arrest | 0 | 0 | 0 | 0 | N/C |
| Weapon Arrest | 0 | 0 | 0 | 1 | N/C |

PART 1 CRIME YTD



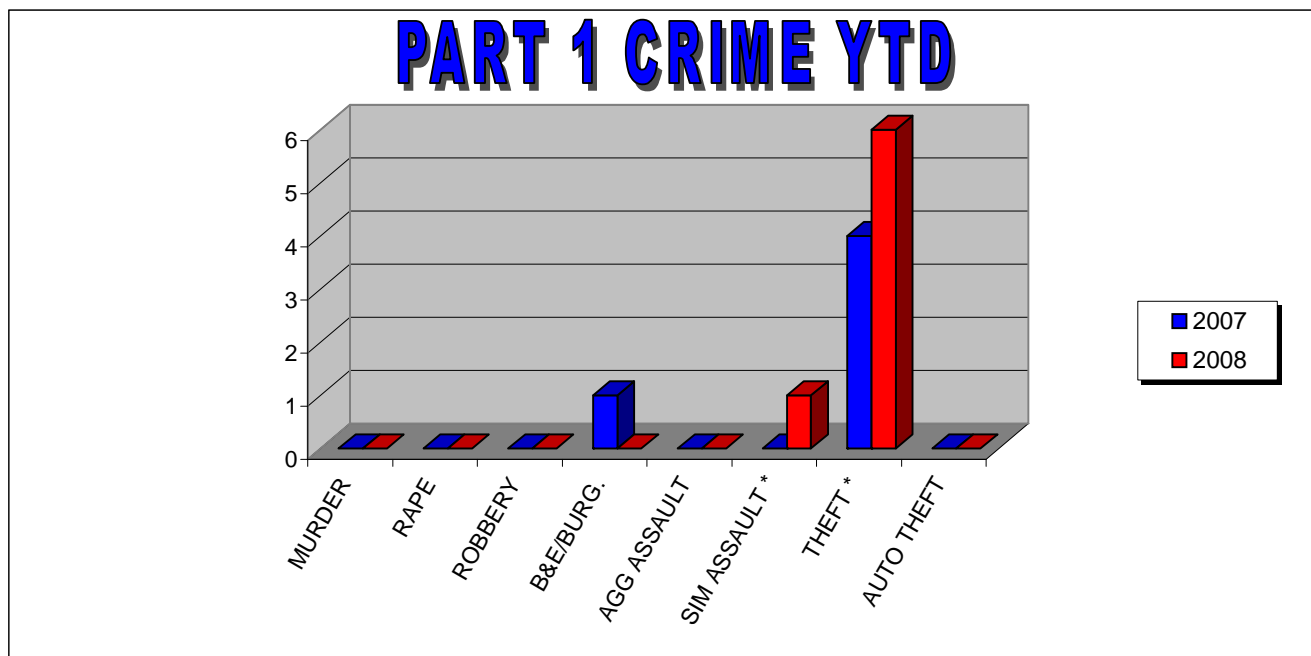
* Crimes not reported to Student Right to Know

POLICE SERVICES

CRIME STATISTICS FOR NOVEMBER

CLERMONT CAMPUS

| OFFENSES PART 1 | THIS MONTH 2007 | THIS MONTH 2008 | YTD 2007 | YTD 2008 | % |
|--------------------|--------------------|--------------------|-------------|-------------|---------------|
| MURDER | 0 | 0 | 0 | 0 | N/C |
| RAPE | 0 | 0 | 0 | 0 | N/C |
| ROBBERY | 0 | 0 | 0 | 0 | N/C |
| B&E/BURG. | 0 | 0 | 1 | 0 | N/C |
| AGG ASSAULT | 0 | 0 | 0 | 0 | N/C |
| SIM ASSAULT * | 0 | 0 | 0 | 1 | N/C |
| THEFT * | 0 | 2 | 4 | 6 | 50.00% |
| AUTO THEFT | 0 | 0 | 0 | 0 | N/C |
| ARSON | 0 | 0 | 0 | 0 | N/C |
| TOTAL | 0 | 2 | 5 | 7 | 40.00% |
| PART 2 * | 0 | 0 | 1 | 4 | 300.00% |
| Alcohol Arrest | 0 | 0 | 0 | 0 | N/C |
| Drug Arrest | 0 | 0 | 0 | 0 | N/C |
| Weapon Arrest | 0 | 0 | 0 | 1 | N/C |



* Crimes not reported to Student Right to Know

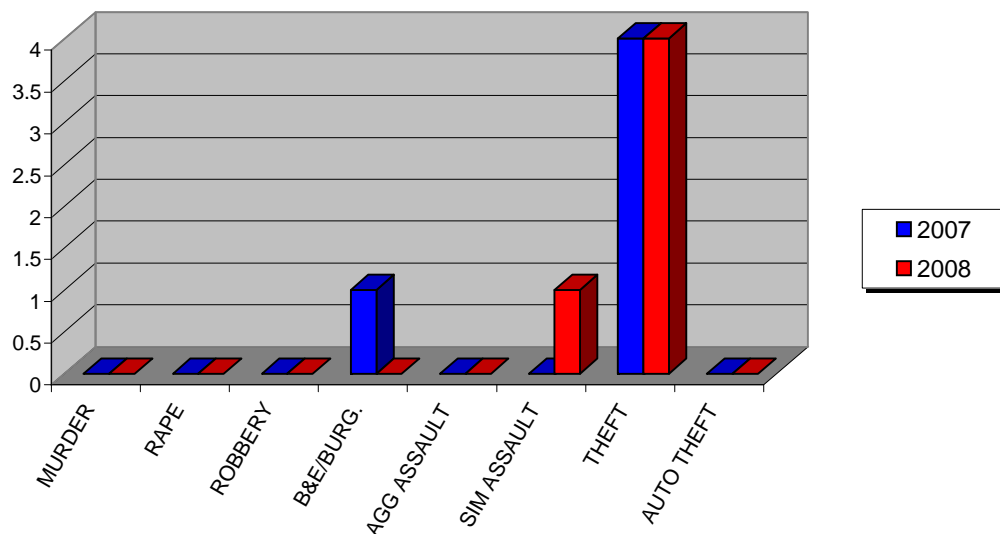
POLICE SERVICES

CRIME STATISTICS FOR OCTOBER

CLERMONT CAMPUS

| OFFENSES PART 1 | THIS MONTH 2007 | THIS MONTH 2008 | YTD 2007 | YTD 2008 | % |
|--------------------|--------------------|--------------------|-------------|-------------|--------------|
| MURDER | 0 | 0 | 0 | 0 | N/C |
| RAPE | 0 | 0 | 0 | 0 | N/C |
| ROBBERY | 0 | 0 | 0 | 0 | N/C |
| B&E/BURG. | 0 | 0 | 1 | 0 | N/C |
| AGG ASSAULT | 0 | 0 | 0 | 0 | N/C |
| SIM ASSAULT | 0 | 0 | 0 | 1 | N/C |
| THEFT | 0 | 2 | 4 | 4 | 0.00% |
| AUTO THEFT | 0 | 0 | 0 | 0 | N/C |
| ARSON | 0 | 0 | 0 | 0 | N/C |
| TOTAL | 0 | 2 | 5 | 5 | 0.00% |
| PART 2 | 0 | 2 | 1 | 4 | 300.00% |
| Alcohol Arrest | 0 | 0 | 0 | 0 | N/C |
| Drug Arrest | 0 | 0 | 0 | 0 | N/C |
| Weapon Arrest | 0 | 0 | 0 | 1 | N/C |

PART 1 CRIME YTD



* Crimes not reported to Student Right to Know