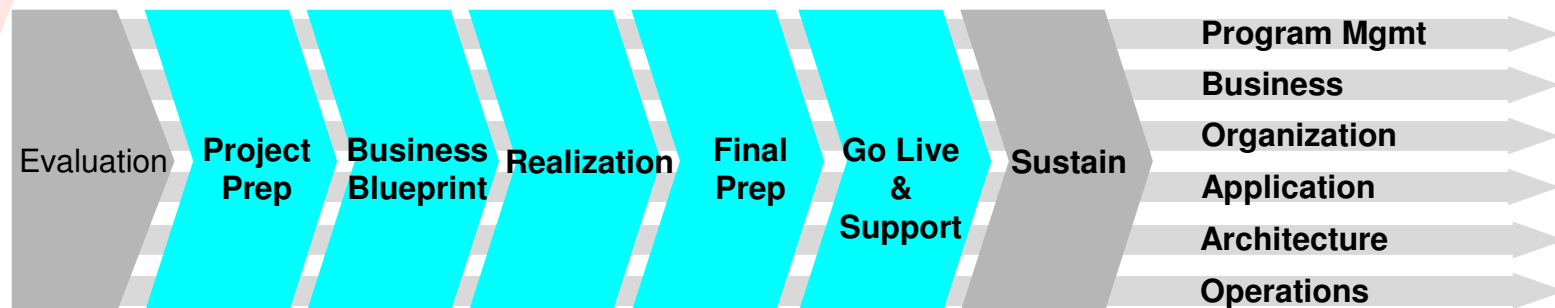


# FSRP Timeline Phases

*What the FSRP project will be doing and when it will be doing it.*

July 19, 2004

## FSRP Methodology: Ascendant™ SAP



- FSRP is following the Ascendant SAP implementation methodology which provides:
  - A roadmap for the work to be done
  - A consistent, structured and practical approach to:
    - What needs to be done
    - When it should be done
    - How it should be done
    - How it should be controlled

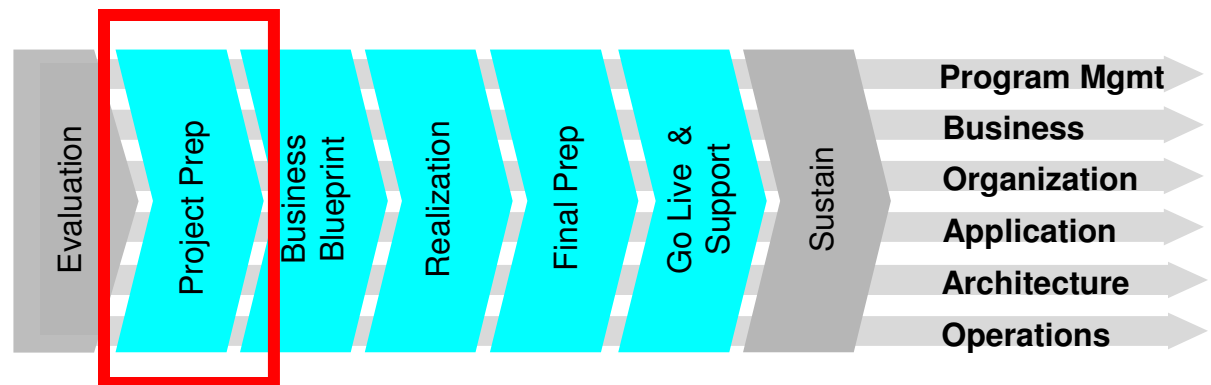
## Phase 1 – Project Preparation

### Objective

Perform detailed project planning & scoping, establish the project team and refine existing documents

### Activities

- Initial Project Planning
- Project Procedures
- Technical Requirements Planning
- Project Kickoff



### Key Deliverables

- Project Charter
- Detail Project Plan
- Project Management Standards & Procedures
- Project Scope Document
- Project Team Training Plan
- Project Strategies (e.g. Communications)
- Hardware Planning
- Project Kickoff

## Phase 2 – Business Blueprint

### Objective

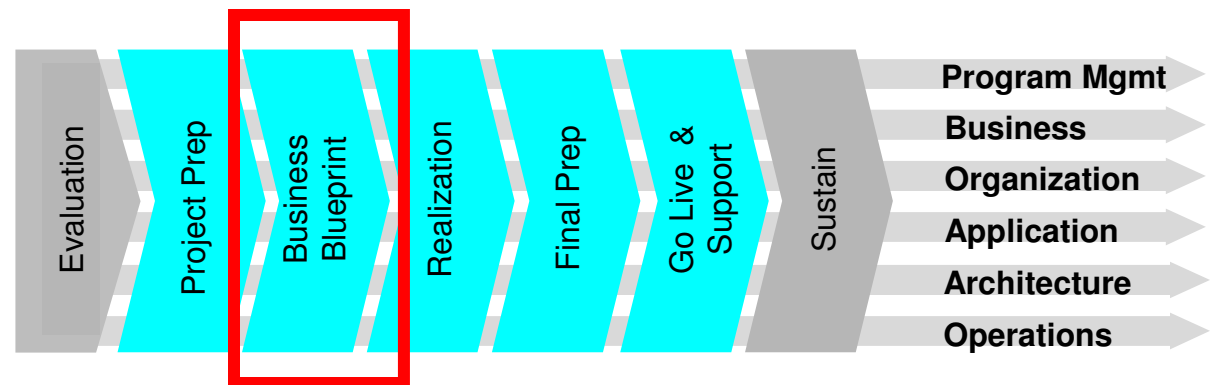
Create a detailed description of UC's business process requirements

### Activities

- Business Blueprint
- Project Team Training
- Business Organization Structure
- Business Process Definition
- Develop System Environment

### Key Deliverables

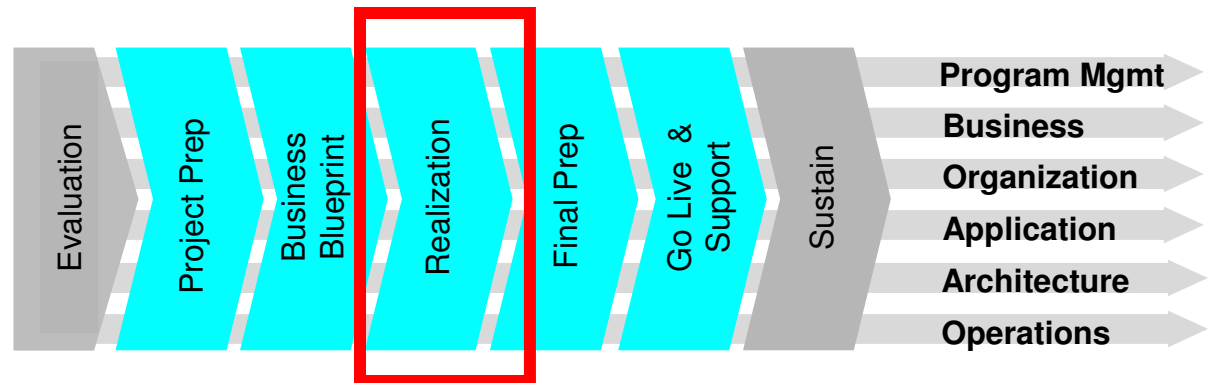
- Organization Impact Plan
- Initial Project Team Training
- System Administration Procedures
- Business Blueprint
- Global Parameters & Standards
- Business Process Master List
- Process Definition Documents



## Phase 3 – Realization

### Objective

Realize requirements defined in Business Blueprint & transform into an approved working system



### Activities

- Baseline & Final Configuration
- Develop “RICE” (Reports, Interfaces, Conversions, Enhancements)
- System Management
- End User Documentation & Design
- Establish Authorization Concepts
- Unit and Integration Tests
- User Acceptance Testing

### Key Deliverables

- Business Process Procedures
- “RICE” Definitions and Procedures
- **Tested** Baseline & Final Configuration
- Cutover and Production Support Plan
- Data Conversion Plan
- Developed User Authorizations
- Training Schedule and Documentation
- Production Ready Environment

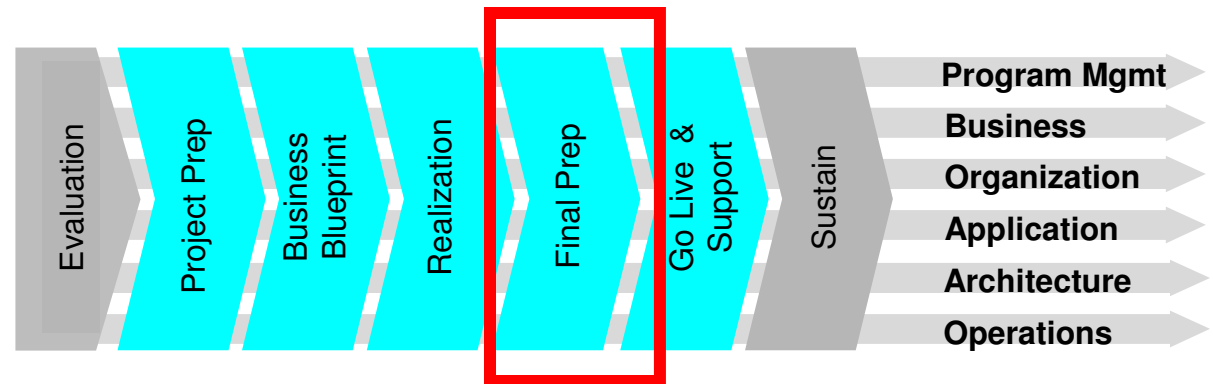
## Phase 4 – Final Preparation

### Objective

Complete preparation of the production SAP system, including end user training, system management, and cutover activities

### Activities

- End User Training
- Data Conversion
- System Management & Testing
- Competency Center
- Cut Over



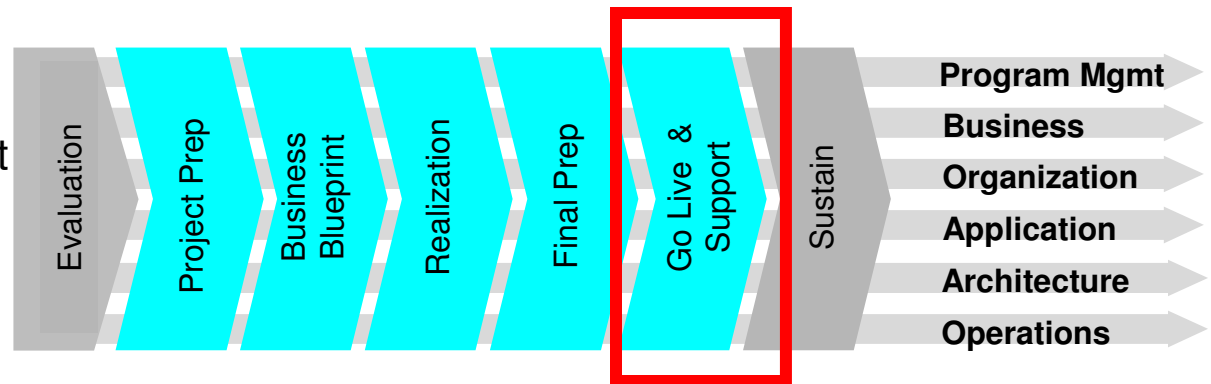
### Key Deliverables

- End User Training
- Contingency Plan
- Help Desk Procedures
- Technical System Tests
- Production Ready System
- Approval to Go Live

## Phase 5 – Go Live & Support

### Objective

Transition from a pre-production environment to a live, stable, productive operation



### Activities

- Production Support
- Project Conclusion

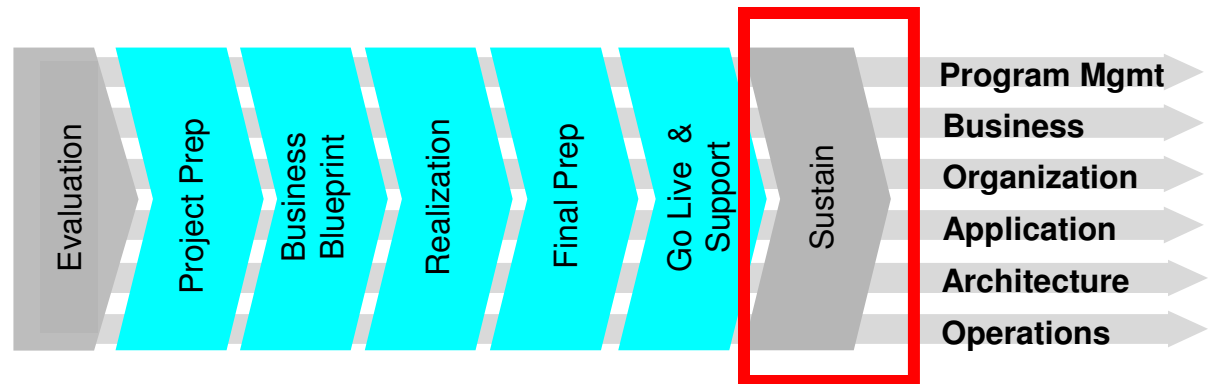
### Key Deliverables

- Live system
- Training Effectiveness Report
- Project Closure Document
- Sustainment Plan

## Phase 6 – Sustain

### Objective

Build the framework to sustain and improve the performance of the productive system



### Activities

- Post Implementation Review
- System Tuning
- Upgrade
- Archiving
- Systems Operations

### Key Deliverables

- Post Implementation Review
- Performance Improvement Action Plans