

The University Honors Program (UHP)

UHP comprises students in the **top 7% of the UC undergraduates** and offers an engaging environment in which students are challenged through honors seminars and experiential learning projects that focus on **community engagement, global studies, leadership, research, and creativity.**

Vision

Developing students into **global citizen scholars** who lead innovative efforts toward solving the world's complex problems.

Mission

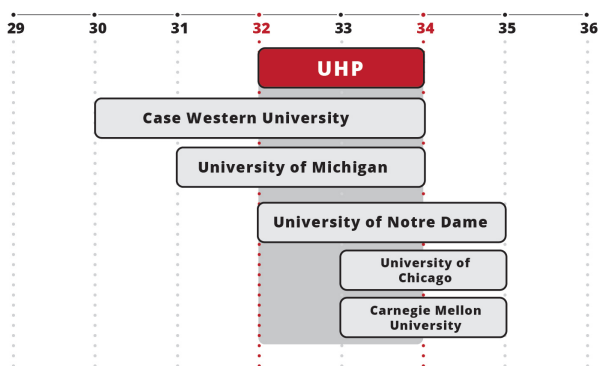
The University Honors Programs is committed to offering students an individualized, student-centered approach to a meaningful undergraduate experience. To that end, we are dedicated to promoting activities that lead students to **discover their passions** and enhance their gifts and talents, coaching students to purposefully engage in **experiential learning opportunities** and reflection to maximize and integrate their learning, and fostering a community that prioritizes **inclusion, transformational personal development, civic participation, and global responsibility.**

First Year ACT Scores 2017 - 2019

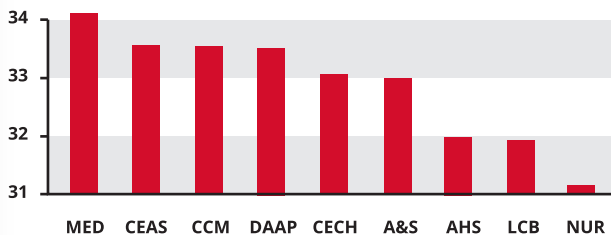
34	75% Quartile	
33	Average 2020: 33.1
		2019: 33.1
32	25% Quartile	2018: 33.3

How do UHP Students Compare?

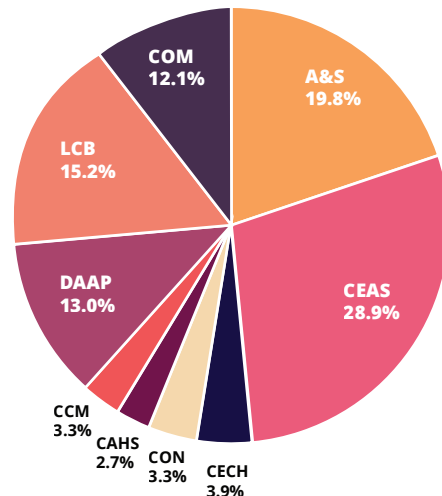
Middle 50% of ACT scores at top universities



Average ACT Scores by College



Total Program Population



<ul style="list-style-type: none"> College of Nursing First Year: 10 // Returning: 35 45 Total College of Allied Health Sciences First Year: 13 // Returning: 24 37 Total College of Education, Criminal Justice, & Human Services First Year: 7 // Returning: 47 54 Total College of Medicine First Year: 36 // Returning: 113 149 Total College of Arts & Sciences First Year: 53 // Returning: 221 274 Total 	<ul style="list-style-type: none"> Lindner College of Business First Year: 62 // Returning: 148 210 Total College-Conservatory of Music First Year: 15 // Returning: 30 45 Total College of Design, Architecture, Art & Planning First Year: 27 // Returning: 142 169 Total College of Engineering & Applied Science First Year: 106 // Returning: 293 399 Total
--	--

Total First Years: 329 // Total Returning: 1,053

Total Students: 1,382

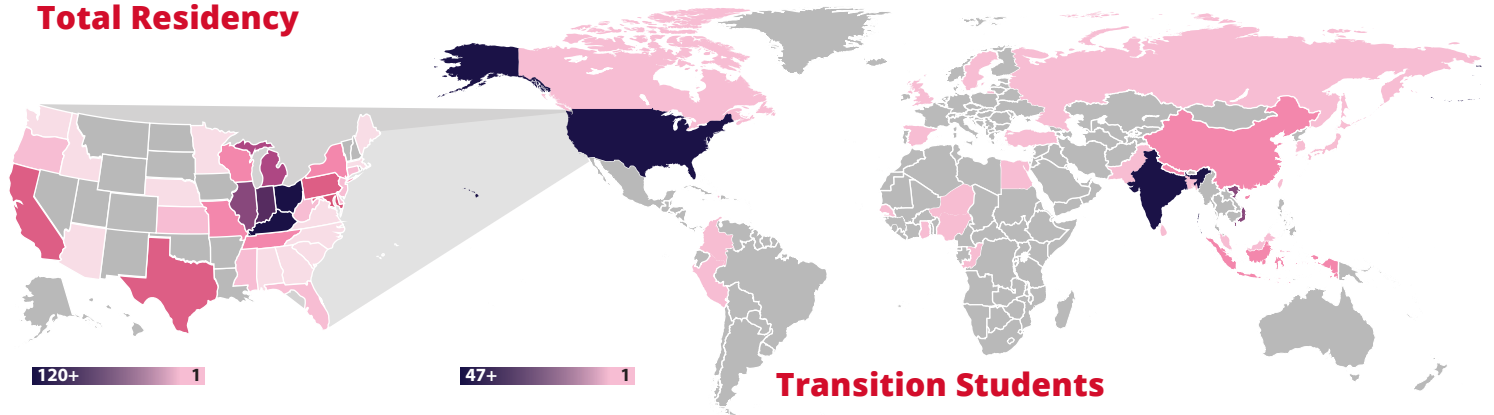
First Year Admissions Process

	2020	2019	2018
Invited to UHP	1705	1488	1447
Confirmed to UHP	329	295	329
Confirmed to UC & Declined UHP	18	18	15

Top Feeder High Schools

#	School	Location
26	William Mason	Mason, OH
12	Walnut Hills	Cincinnati, OH
8	McNicholas	Cincinnati, OH
7	Sycamore	Montgomery, OH
7	Saint Ursula	Cincinnati, OH
6	Saint Xavier	Cincinnati, OH
5	Lakota West	West Chester Twp, OH
5	Lakota East	Liberty Twp, OH
5	Dupont Manual	Louisville, KY
5	Oak Hills	Cincinnati, OH

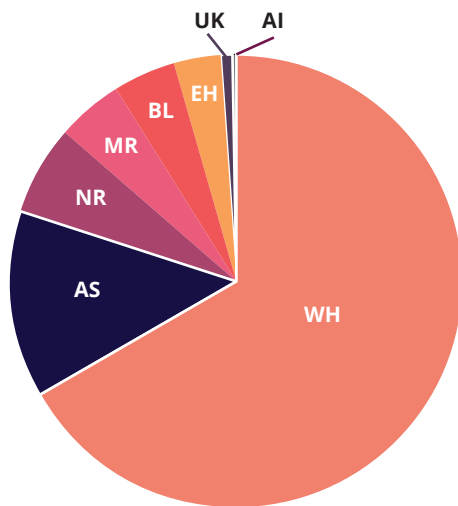
Total Residency



2020 Residency Comparisons

	1st Year	Returning	Total
In-State	249	776	1025
Out-of-State	69	199	268
International	11	78	89
Total	329	1053	1382

Race/Ethnicity Demographics



■ White/Non-Hispanic (WH) 244 First Year // 676 Returning 920 Total // 66.5%	■ Unreported/Unknown (UK) 1 First Year // 13 Returning 14 Total // 1.0%
■ Asian (AS) 34 First Year // 153 Returning 187 Total // 13.5%	■ Hawaiian/Pacific Islander (HPI) 0 First Year // 0 Returning 0 Total // 0.0%
■ Hispanic (EH) 13 First Year // 33 Returning 46 Total // 3.3%	■ American Indian/Alaskan Native (AI) 0 First Year // 1 Returning 1 Total // <0.1%
■ Black (BL) 11 First Year // 48 Returning 59 Total // 4.2%	■ Non-Resident (NR) 10 First Year // 79 Returning 89 Total // 6.4%
■ Multiracial (MR) 16 First Year // 50 Returning 66 Total // 4.7%	

Transition Students

	2020	2019	2018		2020	2019	2018
A&S	43	38	34	CECH	12	10	6
LCB	11	17	19	DAAP	7	11	6
CEAS	18	21	14	AHS	6	2	6
MED	9	5	8	CON	2	2	2
CCM	1	3	6	Total	109	101	119

2020 Graduates' Plans-- What's Next?

	2020	2019	2018
Graduate/Professional School	46%	43%	37%
Job / Career Position	47%	42%	48%
Volunteer, Leadership Program, Nationally Competitive Award	1%	3%	5%
To Be Determined / Undecided	6%	12%	10%

Highlighted Graduate Schools

Boston University	University of Colorado
New York University	University of Cincinnati
Ohio State University	University of Illinois
Saint Louis University	University of Maryland
University of Arizona	Vanderbilt University

Highlighted Companies/Organizations

Cincinnati Incorporated, CR Architecture, Deloitte, Ethicon, Fifth Third Bank, Ford Motor Company, General Motors, Gensler, JP Morgan Chase, Microsoft, Medpace, Nationwide Children's Hospital, Nielsen, Procter & Gamble, Thermo Fisher Scientific, Venture for America,

2020 Graduates' Abroad Experiences

66% Graduates who have studied abroad
54 Countries visited by UHP students in 311 trips
27.1 Collective years students have spent abroad

2019

68% Studied Abroad
 60 Countries Visited
 363 Trips
 31.3 Years Abroad

2018

63% Studied Abroad
 58 Countries Visited
 233 Trips
 23.8 Years Abroad

University Honors Program

702 Swift Hall
 PO Box 210007
 Cincinnati, OH 45221-0007

513.556.6254
 513.556.2890 (fax)
www.uc.edu/honors
honors.uc.edu