



Semi-Annual Bias-Free Policing Report

January 1, 2021 – June 30, 2021

*Please direct all correspondence to:
UCPD Captain Jeffrey Thompson
Department of Public Safety
University of Cincinnati
51 West Corry Boulevard
Cincinnati, Ohio 45221-0215.*

About This Report

The University of Cincinnati Police Division is committed to bias-free policing. This report documents the bi-annual review of policing practices, citizen contacts, and accountability measures designed to ensure that this commitment is upheld. This report briefly details the process and policy addressing bias-free policing at the University of Cincinnati and provides an overview of the past six months of contact card data collected by UCPD officers.

About the Bias-Free Policing Policy and Procedures

You can read the Bias-Free Policing and other UCPD policies by following the link below:

<https://www.uc.edu/about/publicsafety/about/departments-policies.html>

According to the Bias-Free Policing policy, all abnormal indicators or officer performance related to bias policing are reported by the supervisor and through the hierarchy of the police division's leadership.

Monthly reviews of all officer stops are conducted and examined for patterns of bias. These reviews are augmented by regular reviews of body-worn camera (BWC) video, citizen complaints, and internal investigations relating to biased policing practices.

The monthly reviews, data regarding officer contacts with citizens, and the other administrative information mentioned above are reported to the Standards & Strategic Development Bureau Commander for this semi-annual report. During the duration that this report covers, there have been:

Memos Indicating Potential Biased Policing Practices: 0

Citizen Complaints of Potential Biased Policing Practices: 0

Internal Investigations of Potential Biased Policing Practices: 0

Monthly Reviews of Individual Officers Contact Data: 165

Incidents of Biased Policing Documented in Reviews of BWC Video: 0

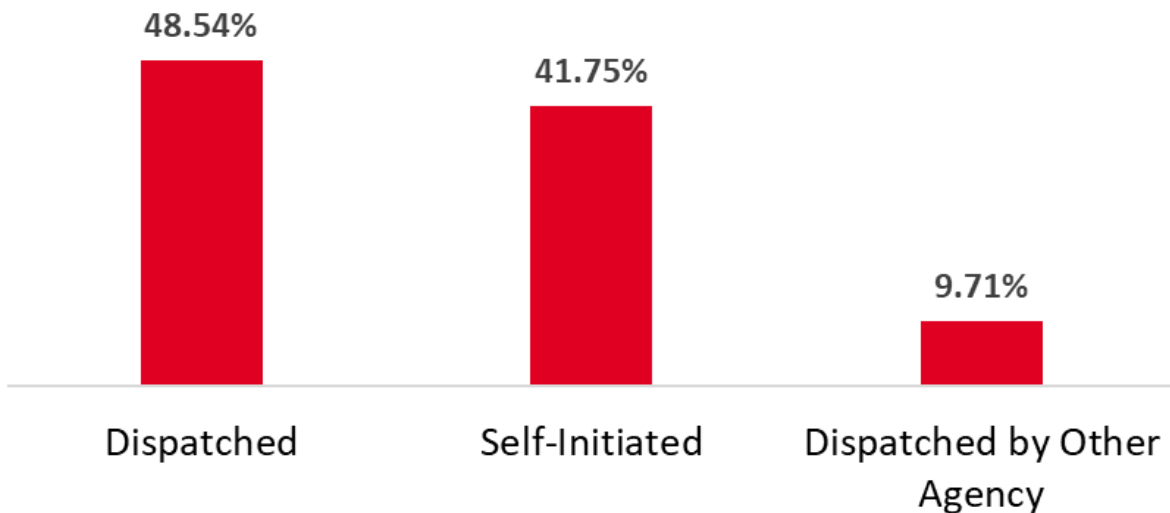
In May and June of this year, every police division employee attended Diversity and Inclusion training which was presented by Dr. Bleuzette Marshall, Vice President of Equity, Inclusion, and Community Impact.

I. 2021 UCPD Contact Cards for January 1, 2021 – June 30, 2021.

From January 1, 2021, through June 30, 2021, UCPD had a total number of 103 non-consensual (e.g., traffic stop, suspicious person contact, field interview, or arrest) encounters with citizens. Of the 103 encounters, there were 139 contact cards generated to document the demographics of people stopped, the reason for the stop, and the stop disposition.

Figure 1 displays the percentage of contact card incidents that were dispatched by the UCPD communication center, self-initiated, and dispatched by another agency

Figure 1 – Nature of Call: 1/1/2021-6/30/2021



II. UCPD Contact Cards by Demographic Characteristics

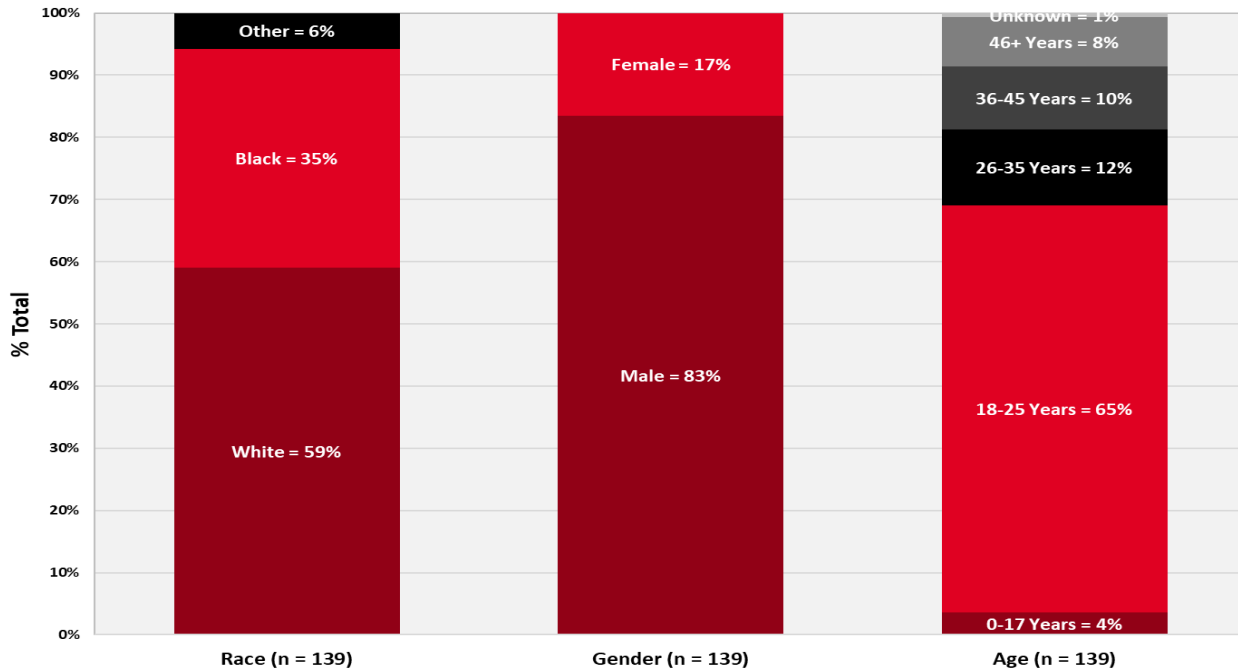
The analyses presented in this section are based on 139 contact cards.

Figure 2 displays the race/ethnicity, gender, and age of the individuals stopped by the UCPD. First, Figure 2 shows the percent of UCPD Contact Cards by the race/ethnicity of the subject stopped.

- 59% were White
- 35% were Black
- 6% involved Hispanics, Asians, Middle Easterners, Native American, and those identified as “other race/ethnicity” by the officers

Figure 2 also displays information regarding the gender and age of those stopped by the UCPD. The majority of contacts between January and June were male (83%). Additionally, 65% were between the ages of 18-25, which is expected due to the general age for the majority of UC Students. These numbers are consistent with the last semi-annual report.

Figure 2 – Contact Card Individuals by Demographic Characteristics: 1/1/2021-6/30/2021



***The Contact Card’s race/ethnicity categories include:**

- White
- Black
- Asian or Pacific Islander**
- Hispanic**
- Middle Eastern**
- Native American**
- Other**

***Due to the small number of contacts with persons of these races/ethnicities, these racial/ethnic groups have been merged with the “other” race/ethnicity for display purposes throughout this report. There were 6% cases marked as “Other” in the race category. Upon review of records management data, it became clear these were cases where the individual’s race was marked as unknown, and several were witnesses to events rather than a suspect or a victim.*

UCPD will continue to rely on other methods to ensure that UCPD officers are treating all persons equitably, without bias, and in keeping with the vision, mission, and core principles of the UCPD. These methods include:

1. *A monthly Contact Card report comparing officers within shifts and against historical data, designed to assist supervisors in identifying any potential outliers or abnormalities in officer activity that should be further examined – this report is supplemented with a quarterly meeting of command staff to review the contact cards and report.*
2. *Supervisory oversight in the form of documented field visits, reviews of body worn camera and in-car camera footage.*
3. *An investigation of all citizen and internally generated complaints, including immediate notification to the Chief of any allegation of discrimination, racial profiling, or biased policing per the UCPD Internal Investigations and Complaints Policy 4.2.100.*

III. UCPD Contacts: Stop Analyses

UCPD Contact Cards also contain data fields for stop characteristics, including the reason for the stop and the resulting action taken by the officer. When filling out their Contact Cards, UCPD officers are required to select a primary reason for each non-consensual stop conducted from the following list:

- | | |
|------------------------------------|-------------------------------------|
| <i>1. Assist Other Agency</i> | <i>6. Panhandler</i> |
| <i>2. Drug/Alcohol Involvement</i> | <i>7. Suspect</i> |
| <i>3. Medical</i> | <i>8. Suspicious Person/Vehicle</i> |
| <i>4. Mental Health</i> | <i>9. Traffic Stop</i> |
| <i>5. Noise Complaint</i> | <i>10. Trespass</i> |

Figure 3 displays the percentages of the different reasons for stopping an individual recorded by a UCPD officer. As shown, the largest to the least frequent reasons:

- **Suspect (25.90%)**
- **Drug/alcohol inv. (18.71%)**
- **Other (17.27%)**
- **Trespassing (9.35%)**
- **Suspicious person/vehicle (8.63%)**
- **Assist Other Agency (6.47%)**
- **Medical (6.47%)**
- **Mental Health (5.04%)**
- **Traffic Stop (2.16%)**

Figure 3 – Contact Card Individuals by Reason for Stop: 1/1/2021 – 6/30/2021 (n=139)

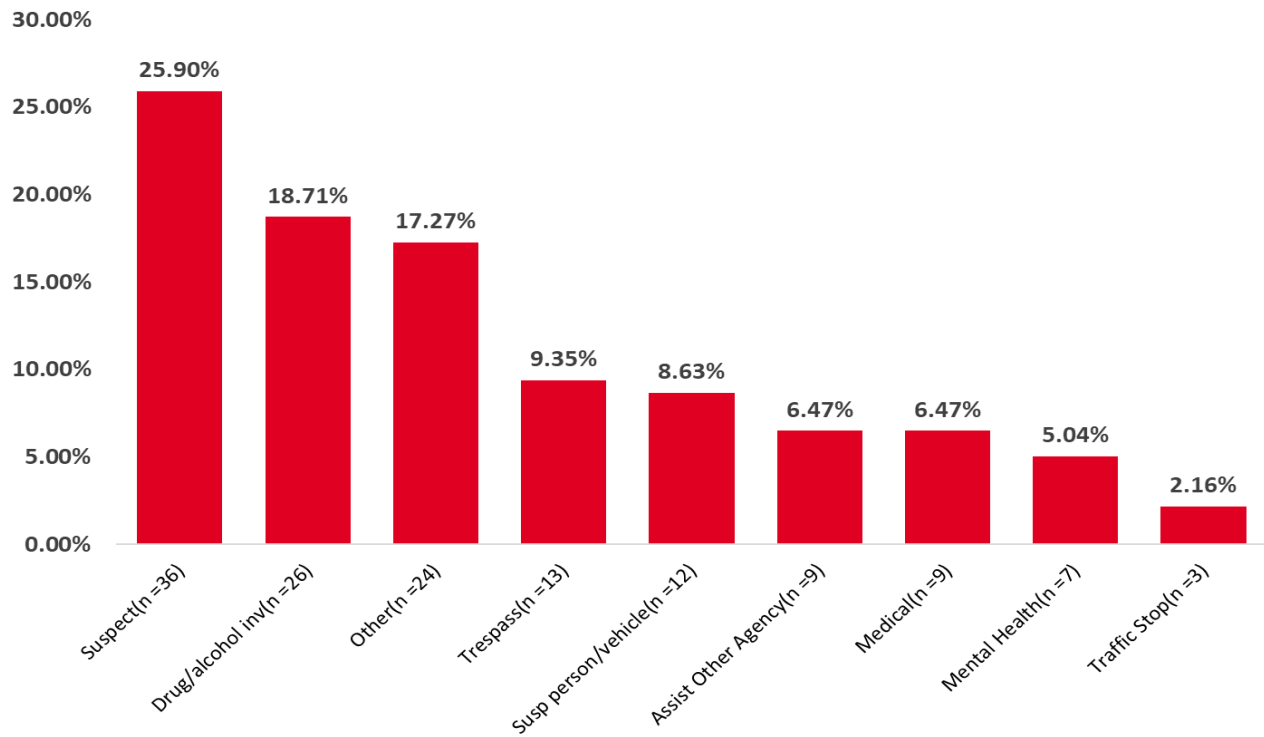


Figure 4 also shows information regarding the reason for the stop but analyzes it by the race/ethnicity of the person stopped. For ease of display, the least frequent reasons for the stop are included in the “Traffic Stop” category in this graph. Fluctuations in the overall percentages of individual contact cards by race may be explained by the collection method of contact cards. One police stop can result in multiple contact cards, and each card reports the demographic information of an individual involved. Overrepresentation of one group over another is likely to happen and fluctuate given this method of collection. The possible reasons for these disparities are examined in monthly reviews of contact card data. Given the relatively small number of non-consensual stops made by UCPD, the monthly report and subsequent review of contact cards by the command staff, Clery Compliance Coordinator, and Crime Analyst attempts to ensure that these disparities are the result of persons identified by citizens calling for police services and are not the result of a biased approach to proactive police activity.

Figure 4 – Reason for Stop by Race/Ethnicity: 1/1/2021-6/30/2021

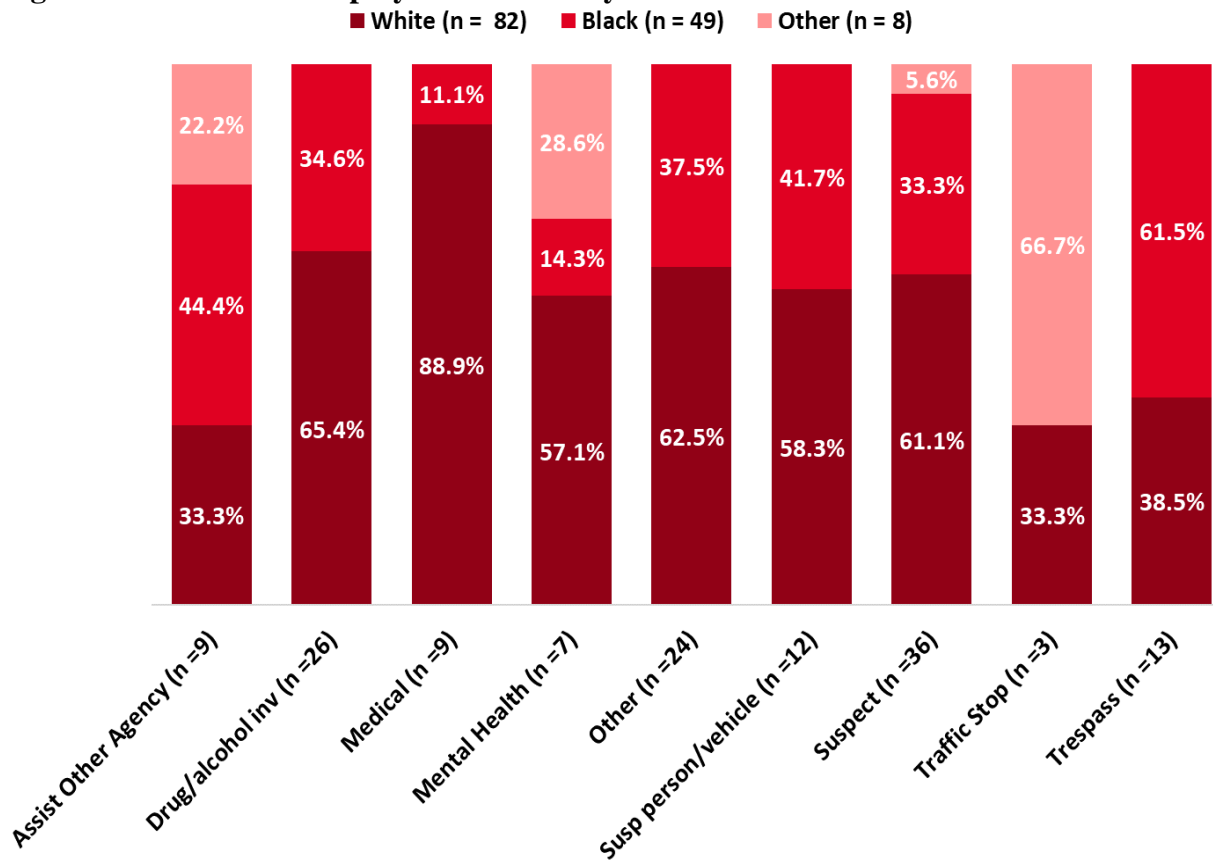
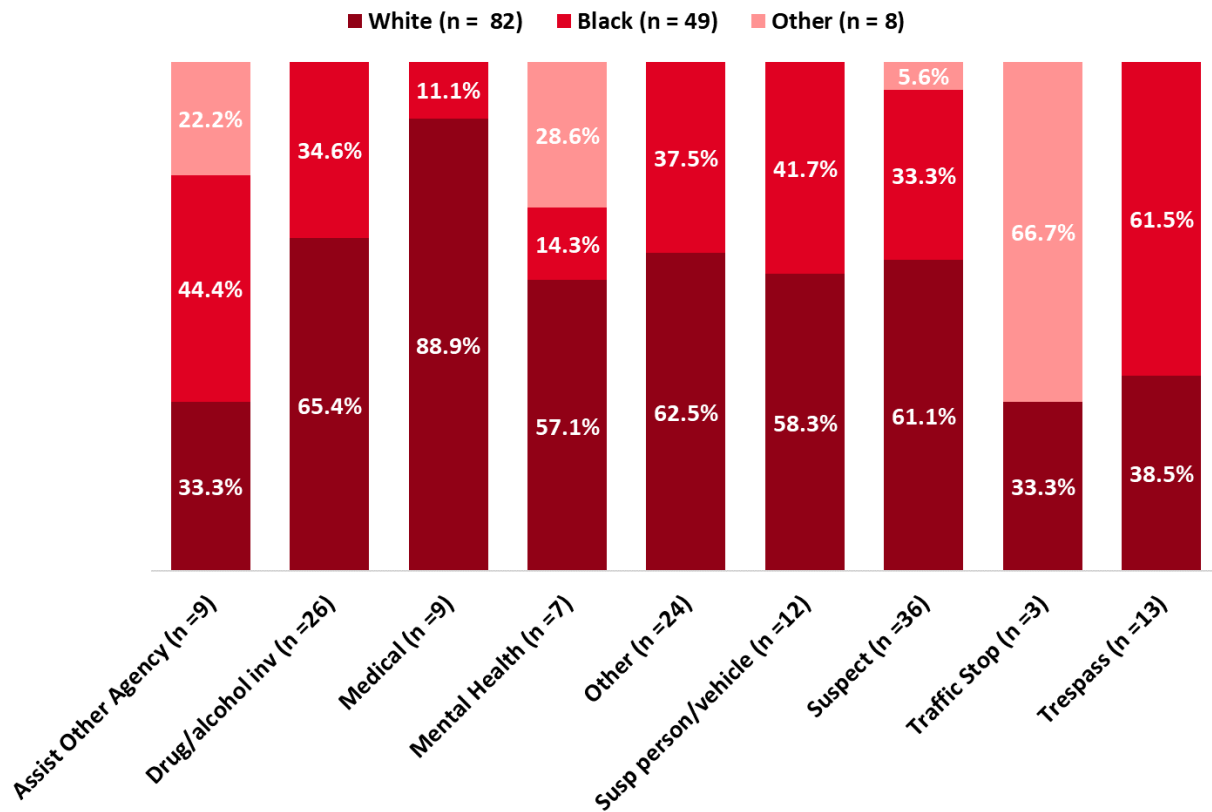


Figure 5 displays the amount of time spent on calls. The largest amount of time was spent on “Suspicious person/vehicle” The lowest amount of time was spent on “Traffic Stop”. All other calls tended to be between 15-30 minutes.

Figure 5 – Duration by Reason for Stop: 1/1/2021-6/30/2021



IV. UCPD Contacts: Post-Stop Analyses

When making a stop, the officer has a series of possible actions they may take as a result of the reason for the stop and what the officer observes during the stop. The possible actions listed on the UCPD Contact Card and their definitions are listed below:

- **Advised:** subject provided with information of a university policy or statute
- **Arrest:** the physical seizure of an individual
- **Citation:** subject was issued a court summons
- **Student Conduct Referral:** the student is referred to Student Affairs for a potential student code of conduct violation
- **Criminal Trespass Warning (CTW):** subject was given a written criminal trespass warning
- **Handled by Other (HBO):** handled by other police agency
- **72 Hour Evaluation/Psychiatric Hold:** taken into custody pursuant to Ohio law and UCPD’s Mental Health Response policy
- **Recite:** subject reissued a court summons from a previous infraction
- **SOW:** sent on way, the subject was directed to leave the area
- **Transport:** provided transportation to another location
- **Warning:** in lieu of a citation or arrest, the individual was given a verbal warning

Figure 6 displays the percentages of the different actions taken by a UCPD officer after stopping an individual. The highest was 22.30%, where the subject was “Sent On Way.” The other less frequent actions taken, and their percentages, can be found in Figure 6.

Figure 6 – Frequency of Stop Outcomes: 1/1/2021-6/30/2021

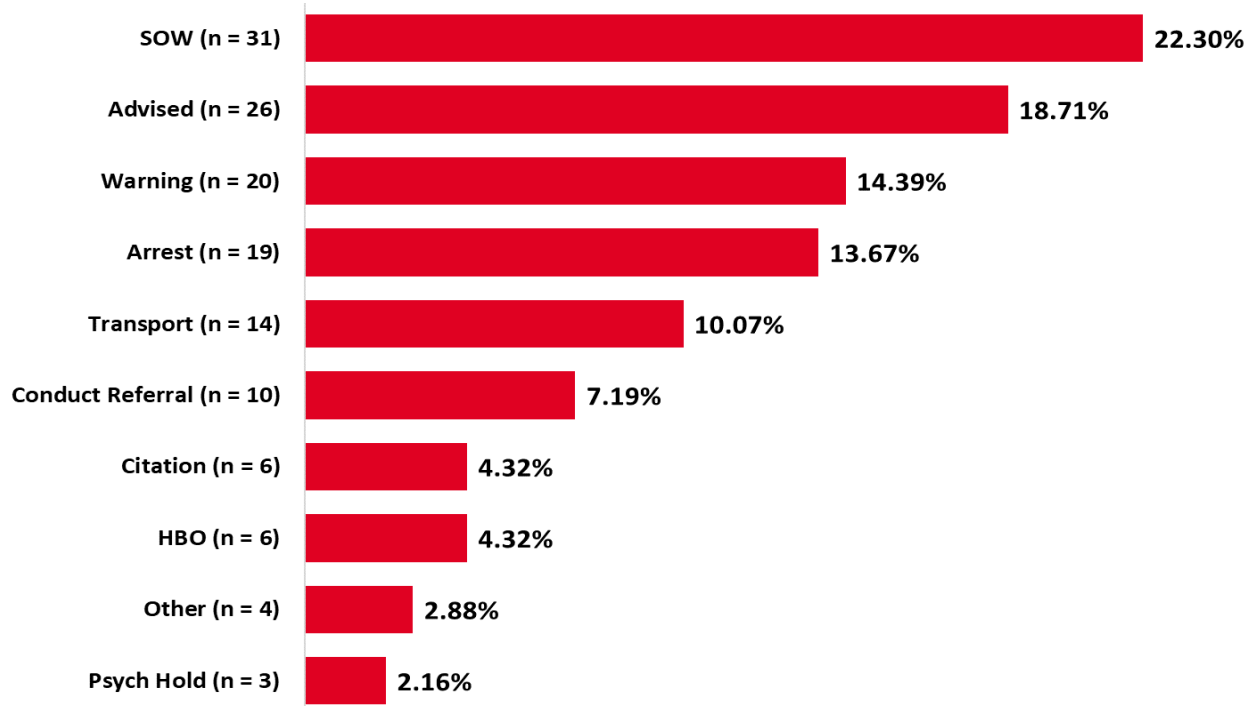


Figure 7 shows the action taken during a stop by the different reasons for the stop. This graph shows apparent differences. Stops made for “Assist Other Agency” resulted in (22%) of the cases resulting in an arrest. Stops made for “Drug/Alcohol Investigation” resulted in (27%) Conduct Referrals, (15%) were arrested, and (8%) were giving a citation. (14%) of Mental Health Stops resulted in Statements of beliefs signed and transported to the hospital.

Figure 7 – Reason Stopped by Outcome: 1/1/2021-6/30/2021

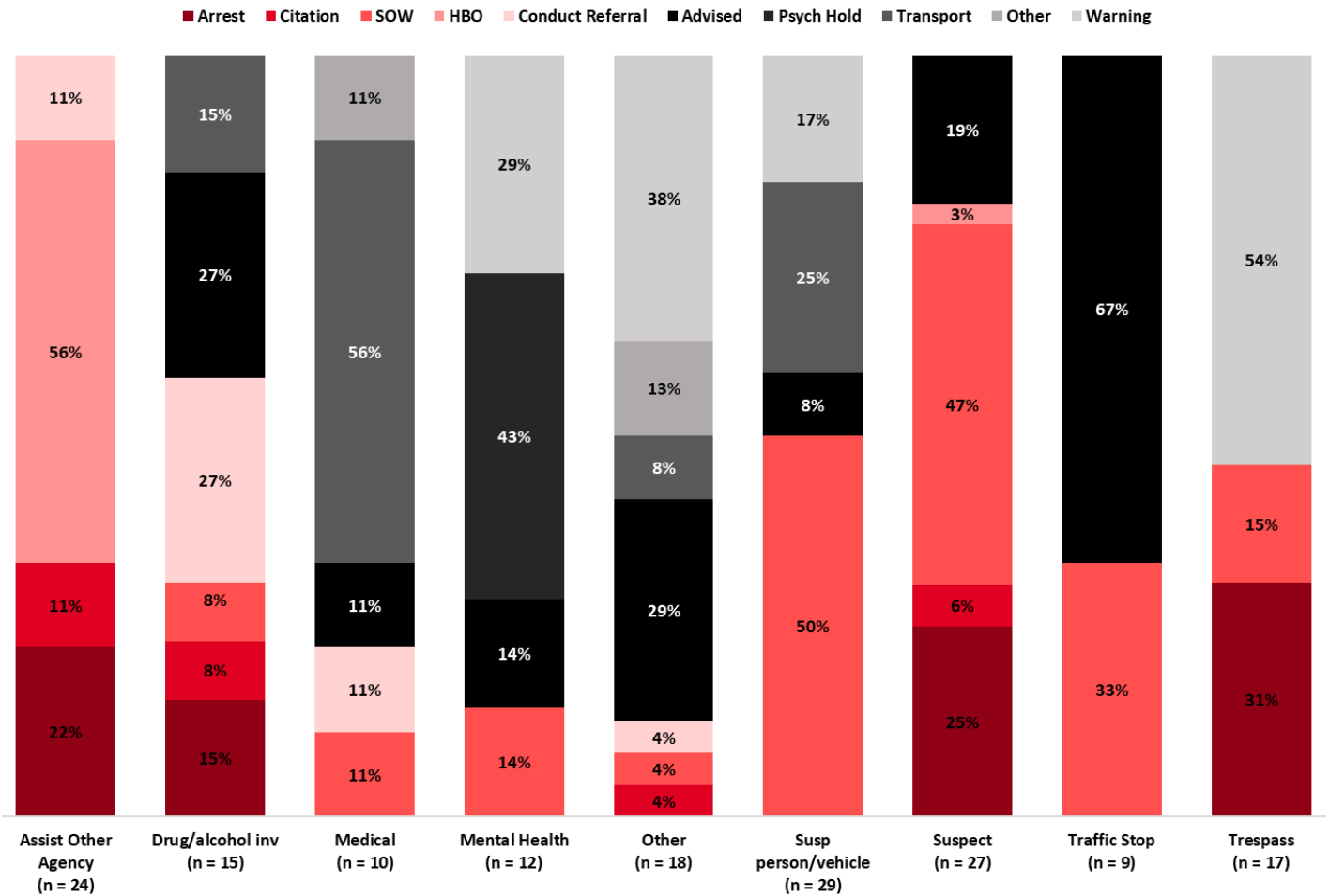
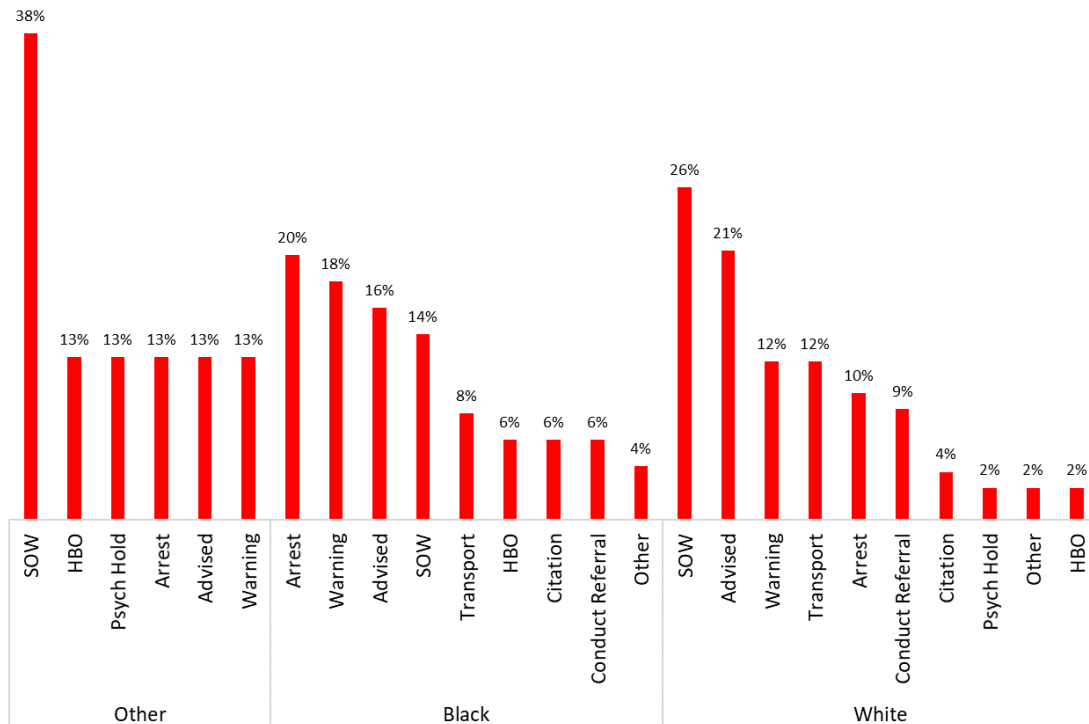


Figure 8 examines the most frequent categories of Action Taken by race/ethnicity.

- The most common disposition for an encounter was “Sent on Way” – white people 26%, black people 14%, and other 38%.
- 9% of white people and 6% of black people received “Student Conduct Referrals.”
- Of the 19 arrests during the January – June 2021 timeframe, UCPD officers arrested 15 individuals while the Cincinnati Police Department arrested 4 individuals.

Figure 8 – Stop Outcomes by Race: 1/1/2021-6/30/2021



V. Summary

The University of Cincinnati Police Division is dedicated to maintaining a safe and secure campus environment for all students to pursue academic excellence. We are committed to treating everyone with compassion, dignity, fairness, and respect. Our Core Principles – transparency, legitimacy, fairness, collaboration, innovation, and accountability – guide our agency in our activities; they are the bedrock of our practices, policies, and principles. We strive to be leaders in our community and a model for other agencies.

It is important to note that the information reported here is strictly descriptive. This summary does not include analyses that examine causal influences. Nevertheless, the Contact Card data provides important information on the patterns associated with UCPD officers’ non-consensual stops that UCPD supervisors and commanders can monitor for possible anomalies to ensure the Division’s officers are engaging in fair and non-biased policing. The review of these data will continue to be conducted on a semi-annual basis; corresponding reports will be made publicly available on the UCPD’s website: <https://www.uc.edu/about/publicsafety.html>