

# Seven Degrees of Uptown

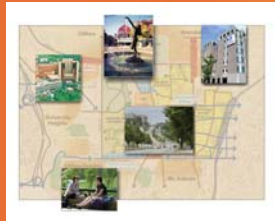
Social Connections of Non-Profit Organizations Located in the Uptown Area of Cincinnati, Ohio  
Melony L. Stambaugh - Taft-Niehoff Graduate Student Community Scholar Assistantship  
McMicken College of Arts and Sciences, Department of Anthropology

## Abstract

Non-profit organizations in Cincinnati, Ohio have connections to other non-profit organizations through the services they provide, sources of income, key people, and projects. By reviewing the website, tax returns, and the non-profit website, guidestar.org, I was able to determine the connectivity of the organizations located in the Uptown area of Cincinnati, Ohio. This project identifies and maps the connections between key people and projects to show the social networks at work in Uptown area of Cincinnati, Ohio.

## Results

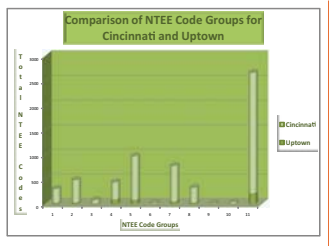
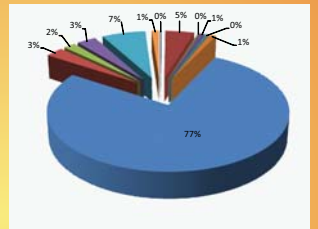
Map of Uptown area of Cincinnati (http://uptowncincinnati.com/content.jsp?articleId=132)



Cincinnati Non-Profit Organizations by IRS Code

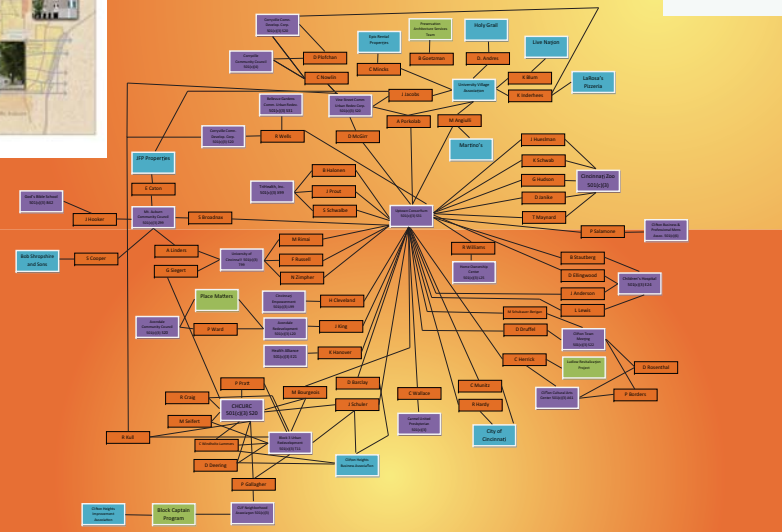


Uptown Non-Profit Organizations by IRS Code



Comparison of cities that contain the headquarters of six or more Fortune 500 companies.

City	Population	Area (sq mi)	Population Density	Area Rank	Population Rank	Population Density Rank	Area Rank	Population Rank	Population Density Rank
Atlanta	4,488,000	269	16,312	1	1	1	1	1	1
Chicago	2,900,000	374	7,754	2	2	2	2	2	2
Los Angeles	3,900,000	403	9,678	3	3	3	3	3	3
New York	18,000,000	300	60,000	4	4	4	4	4	4
San Francisco	800,000	46	17,391	5	5	5	5	5	5
San Jose	1,000,000	176	5,682	6	6	6	6	6	6
Seattle	700,000	170	4,118	7	7	7	7	7	7
Portland	650,000	350	1,857	8	8	8	8	8	8
Denver	700,000	330	2,121	9	9	9	9	9	9
Phoenix	1,500,000	340	4,412	10	10	10	10	10	10
San Diego	1,300,000	320	4,063	11	11	11	11	11	11
San Antonio	1,500,000	390	3,846	12	12	12	12	12	12
San Jose	1,000,000	176	5,682	13	13	13	13	13	13
San Francisco	800,000	46	17,391	14	14	14	14	14	14
Seattle	700,000	170	4,118	15	15	15	15	15	15
Portland	650,000	350	1,857	16	16	16	16	16	16
Denver	700,000	330	2,121	17	17	17	17	17	17
Phoenix	1,500,000	340	4,412	18	18	18	18	18	18
San Diego	1,300,000	320	4,063	19	19	19	19	19	19
San Antonio	1,500,000	390	3,846	20	20	20	20	20	20
San Jose	1,000,000	176	5,682	21	21	21	21	21	21
San Francisco	800,000	46	17,391	22	22	22	22	22	22
Seattle	700,000	170	4,118	23	23	23	23	23	23
Portland	650,000	350	1,857	24	24	24	24	24	24
Denver	700,000	330	2,121	25	25	25	25	25	25
Phoenix	1,500,000	340	4,412	26	26	26	26	26	26
San Diego	1,300,000	320	4,063	27	27	27	27	27	27
San Antonio	1,500,000	390	3,846	28	28	28	28	28	28
San Jose	1,000,000	176	5,682	29	29	29	29	29	29
San Francisco	800,000	46	17,391	30	30	30	30	30	30
Seattle	700,000	170	4,118	31	31	31	31	31	31
Portland	650,000	350	1,857	32	32	32	32	32	32
Denver	700,000	330	2,121	33	33	33	33	33	33
Phoenix	1,500,000	340	4,412	34	34	34	34	34	34
San Diego	1,300,000	320	4,063	35	35	35	35	35	35
San Antonio	1,500,000	390	3,846	36	36	36	36	36	36
San Jose	1,000,000	176	5,682	37	37	37	37	37	37
San Francisco	800,000	46	17,391	38	38	38	38	38	38
Seattle	700,000	170	4,118	39	39	39	39	39	39
Portland	650,000	350	1,857	40	40	40	40	40	40
Denver	700,000	330	2,121	41	41	41	41	41	41
Phoenix	1,500,000	340	4,412	42	42	42	42	42	42
San Diego	1,300,000	320	4,063	43	43	43	43	43	43
San Antonio	1,500,000	390	3,846	44	44	44	44	44	44
San Jose	1,000,000	176	5,682	45	45	45	45	45	45
San Francisco	800,000	46	17,391	46	46	46	46	46	46
Seattle	700,000	170	4,118	47	47	47	47	47	47
Portland	650,000	350	1,857	48	48	48	48	48	48
Denver	700,000	330	2,121	49	49	49	49	49	49
Phoenix	1,500,000	340	4,412	50	50	50	50	50	50



**Color Key**

- Blue: People
- Green: Projects
- Purple: Organizations
- Yellow: Key People

## Methods

- www.guidestar.org
- Organization tax returns
- Organization websites
- Creation of a database that includes all registered non-profit organizations located in Cincinnati
- Creation of a database that includes all key people connected to the organization.

## References

Baker, Beverly, and William G. Latham. Government sector. Princeton University of Public Goods. The Quarterly Journal of Economics 100 (1985): 1333-1350. Web. 10 Feb. 2010.

Boyer, William C. (2007). The Public and Antiquities of NGO Practices. Annual Review of Anthropology 36. PP 121-40. Web. 10 Feb. 2010.

Evans, Alan. (2007). Measuring NGO Performance: Problems and Possibilities. Development in Practice 17(12). PP 121-40. Web. 10 Feb. 2010.

Leid, Amy. Making Informed Choices of Nonprofits: The Institutionalization of Women's Organizers for Survival in Ecuador and Bolivia. M.A. Thesis. Indiana University. 2008. Web. 10 Feb. 2010.

Miller, Robert. (2007). The Non-Profit Corporation as a Vehicle for the Socialization of Capital. Law and Contemporary Problems 70(4). PP 121-40. Web. 10 Feb. 2010.

Philly, Peter. (2007). The Non-Profit Corporation: A New Model for Social Change. Social Services and Government Funding. Sociology of Religion 68(1). PP 121-40. Web. 10 Feb. 2010.

Probst, Karl, and G. Brian Mitchell. (2007). Non-Profit Social Capital: A Framework for Evaluating Public Sector Organizational Networks. Public Administration and Development 27(1). PP 121-40. Web. 10 Feb. 2010.

Rees, Thomas A. and Julia Rees. The Non-Profit Sector in the Metropolitan Economy. Economic Geography 74(1). PP 121-40. Web. 10 Feb. 2010.

Rees, Thomas A. (2007). The Institutional Network of Social Capital. Current Anthropology 48(1). PP 121-40. Web. 10 Feb. 2010.

Strong, Ming. (2007). What Does Social Capital? Exploring Network Capital in Two Network Settings. Social Forces 86(1). PP 121-40. Web. 10 Feb. 2010.

## Acknowledgements

Taft-Niehoff Graduate Student Community Scholar Assistantship  
Martha Rees - UC DAAP, Community Design Center  
Frank Russell - UC DAAP, Community Design Center  
Fatma Belgin Gumru - MA Community Planning - UC

## Conclusions

- The connections are evident by the overlap of people and projects in common between organizations. These connections are a social network which creates a base of power that can control resources.
- The distribution of the types of organizations in Uptown are not in line with the rest of Cincinnati with the area of Health care far exceeding Cincinnati.
- There are many organizations that do not have an NTEE code to identify the services that they provide. This gap does not allow for a complete analysis of the types of services offered in either Uptown or Cincinnati.
- Understanding social connections is important to understanding the power structure that is in place in a given location. This is necessary in order to be able to know who (organizations or people) has the resources available to provide services and assistance to a community effectively.